2027 NATIONAL BUILDING COST MANUAL

51st Edition
Ben Moselle

Total in-place costs for residential, commercial, industrial, agricultural, and military structures



TO BUY THIS COMPLETE REFERENCE GUIDE, GO TO https://Craftsman-Book.com

2027 NATIONAL BUILDING COST MANUAL

Edited by Ben Moselle

51st Edition

Online Preview



If most of your valuations are residential (either site-built, manufactured, or multi-family homes), consider Craftsman's on-line valuation tool, National Appraisal Estimator. Visit https://craftsman-book.com/national-appraisal-estimator-online-software for more information.

Craftsman Book Company
6058 Corte del Cedro, Carlsbad, CA 92011

TO BUY THIS COMPLETE REFERENCE GUIDE, GO TO https://Craftsman-Book.com

TO BUY THIS COMPLETE REFERENCE GUIDE, GO TO https://Craftsman-Book.com

Looking for Other Construction Reference Manuals?

Craftsman has the books to fill your needs. Call 1-800-829-8123 or visit our Web site: https://craftsman-book.com



Now you can generate professional estimates from your internet browser with National Estimator Cloud.

https://craftsman-book.com/national-estimator-cloud

Online Preview

Photos: iStock by Getty Images™
Illustrations by Laura Knight, Devona Quindoy
©2026 Craftsman Book Company
Portions © 2011 Saylor Publications, Inc.
ISBN 978-1-57218-415-2
Published November 2026 for the year 2027

TO BUY THIS COMPLETE REFERENCE GUIDE, GO TO https://Craftsman-Book.com

TO BUY THIS COMPLETE REFERENCE GUIDE, GO TO https://Craftsman-Book.com

Contents of This Manual

Explanation of the Cost Tables 4
Area Modification Factors 7
Construction Cost Index 9

Residential Structures Section 10
Single Family Residences 10
Manufactured Housing 16
Multi-Family Residences 19
Motels 23
Additional Costs for Residences 27
Multi-Family and Motel Garages 31
Cabins and Recreational Dwellings 32
Conventional Recreational Dwellings 33
"A-Frame" Cabins 38
Additional Costs for Recreational Dwellings 42
Life in Years and Depreciation for Residences 43

Public Buildings Section 44
Elementary Schools 44
Secondary Schools 53
Government Buildings 56
Public Libraries 62
Fire Stations 68

Commercial Structures Section 74
Urban Stores, Masonry or Concrete 76
Urban Stores, Wood or Wood and Steel 82
Suburban Stores, Masonry or Concrete 89
Suburban Stores, Wood or Wood and Steel 94
Supermarkets, Masonry or Concrete 103
Supermarkets, Wood or Wood and Steel 105
Small Food Stores, Masonry or Concrete 107
Small Food Stores, Wood Frame 109
Discount Houses, Masonry or Concrete 111
Discount Houses, Wood or Wood and Steel 113
Banks and Savings Offices, Masonry or Concrete 115
Banks and Savings Office, Wood Frame 120
Department Stores, Reinforced Concrete 126
Department Stores, Masonry or Concrete 129
Department Stores, Wood Frame 132
General Office Buildings, Masonry or Concrete 135
General Office Buildings, Wood Frame 143
Medical-Dental Buildings, Masonry or Concrete 151
Medical-Dental Buildings, Wood Frame 159
Convalescent Hospitals, Masonry or Concrete 167
Convalescent Hospitals, Wood Frame 169
Funeral Homes 171
Ecclesiastic Buildings 173
Self Service Restaurants 175
Coffee Shop Restaurants 178
Conventional Restaurants 181
"A-Frame" Restaurants 183
Theaters, Masonry or Concrete 185
Mobile Home Parks 195
Service Stations, Wood, Masonry or Steel 198
Service Stations, Porcelain Finished Steel 200
Service Stations, Ranch or Rustic 202
Additional Costs for Service Stations 204
Service Garages, Masonry or Concrete 208
Service Garages, Wood Frame 213
Auto Service Centers, Masonry or Concrete 218

Industrial Structures Section 222
Warehouses 224
Light Industrial Buildings 225
Factory Buildings 226
Internal Offices 227
External Offices 227
Steel Buildings 228
Alternate Costs for Steel Buildings 230
Commercial and Industrial Building Lives 235
Additional Commercial and Industrial Costs 236
Material Handling System 242
Display Fronts 242
Satellite Receiver Systems 245
Signs 246
Yard Improvements 247

Agricultural Structures Section 249
General Purpose Barns 250
Hay Storage Barns 251
Feed Barns 252
Shop Buildings 253
Machinery and Equipment Sheds 254
Small Sheds 255
Pole Barns 256
Low Cost Dairy Barns 257
Stanchion Dairy Barns 258
Walk-Through Dairy Barns 259
Modern Herringbone Barns 260
Miscellaneous Dairy Costs 261
Poultry Houses, Conventional 262
Poultry Houses, Modern Type 263
Poultry Houses, High Rise Type 264
Poultry Houses, Deep Pit Type 265
Poultry House Equipment 266
Green Houses 267
Migrant Worker Housing 268
Miscellaneous Agricultural Structures 269
Typical Lives for Agricultural Buildings 269

Military Construction Section 270
Facility Costs 271
Index 273

Online Preview

TO BUY THIS COMPLETE REFERENCE GUIDE, GO TO https://Craftsman-Book.com

TO BUY THIS COMPLETE REFERENCE GUIDE, GO TO https://Craftsman-Book.com

Explanation of the Cost Tables

This manual shows construction or replacement costs for a wide variety of residential, commercial, industrial, public, agricultural and military buildings. For your convenience and to minimize the chance of an error, all the cost and reference information you need for each building type is brought together on two or three pages. After reading pages 4 to 6, you should be able to turn directly to any building type and create an error-free estimate or appraisal of the construction or replacement cost.

The costs are per square foot of floor area for the basic building and additional costs for optional or extra components that differ from building to building. Building shape, floor area, design elements, materials used, and overall quality influence the basic structure cost. These and other cost variables are isolated for the building types. Components included in the basic square foot cost are listed with each building type. Instructions for using the basic building costs are included above the cost tables. These instructions include a list of components that may have to be added to the basic cost to find the total cost for your structure.

The figures in this manual are intended to reflect the amount that would be paid by the first user of a building completed in mid-2027.

Costs in the tables include all construction costs: labor, material, equipment, plans, building permit, supervision, overhead and profit. Cost tables do not include land value, site development costs, government mandated fees (other than the building permit) or the cost of modifying unusual soil conditions or grades. Construction expense may represent as much as 60% or as little as 40% of the cost to the first building owner. Site preparation, utility lines, government fees and mandates, finance cost and marketing are not part of the construction cost and may be as much as 20% of the cost to the first building owner.

Building Quality

Structures vary widely in quality and the quality of construction is the most significant variable in the finished cost. For estimating purposes the structure should be placed in one or more quality classes. These classes are numbered from 1 which is the highest quality generally encountered. Each section of this manual has a page describing typical specifications which define the quality class.

Each number class has been assigned a word description (such as best, good, average or low) for convenience and to help avoid possible errors.

The quality specifications do not reflect some design features and construction details that can make a building both more desirable and more costly. When substantially more than basic design elements are present, and when these elements add significantly to the cost, it is appropriate to classify the quality of the building as higher than would be warranted by the materials used in construction.

Many structures do not fall into a single class and have features of two quality classes. The tables have “half classes” which apply to structures which have some features of one class and some features of a higher or lower class. Classify a building into a “half class” when the quality elements are fairly evenly divided between two classes. Generally, quality elements do not vary widely in a single building. For example, it would be unusual to find a top quality single family residence with minimum quality roof cover. The most weight should be given to quality elements that have the greatest cost. For example, the type of wall and roof framing or the quality of interior finish are more significant than the roof cover or bathroom wall finish. Careful evaluation may determine that certain structures fall into two distinct classes. In this case, the cost of each part of the building should be evaluated separately.

Building Shapes

Shape classification considers any cost differences that arise from variations in building outline. Shape classification considerations vary somewhat with different building types. Where the building shape often varies widely between buildings and shape has a significant effect on the building cost, basic building costs are given for several shapes. Use the table that most closely matches the shape of the building you are evaluating. If the shape falls near the division between two basic building cost tables, it is appropriate to average the square foot cost from those two tables.

Online Preview

TO BUY THIS COMPLETE REFERENCE GUIDE, GO TO https://Craftsman-Book.com

TO BUY THIS COMPLETE REFERENCE GUIDE, GO TO https://Craftsman-Book.com

Explanation of the Cost Tables

Area of Buildings

The basic building cost tables reflect the fact that larger buildings generally cost less per square foot than smaller buildings. The cost tables are based on square foot areas which include the following:

1. All floor area within and including the exterior walls of the main building.
2. Inset areas such as vestibules, entrances or porches outside of the exterior wall but under the main roof.
3. Any enclosed additions, annexes or lean-tos with a square foot cost greater than three-fourths of the square foot cost of the main building.

Select the basic building cost listed below the area which falls closest to the actual area of your building. If the area of your building falls nearly mid-way between two listed building areas, it is appropriate to average the square foot costs for the listed areas.

Wall Heights

Building costs are based on the wall heights given in the instructions for each building cost table. Wall height for the various floors of a building are computed as follows: The basement is measured from the bottom of floor slab to the bottom of the first floor slab or joist. The main or first floor extends from the bottom of the first floor slab or joist to the top of the roof slab or ceiling joist. Upper floors are measured from the top of the floor slab or floor joist to the top of the roof slab or ceiling joist. These measurements may be illustrated as follows:

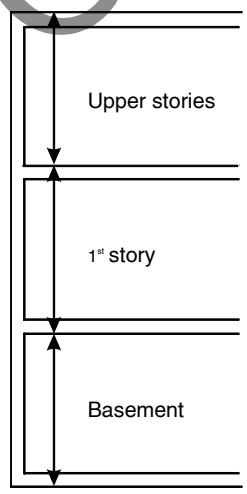

Square foot costs of most building design types must be adjusted if the actual wall height differs from the listed wall height. Wall height adjustment tables are included for buildings requiring this adjustment. Wall height adjustment tables list square foot costs for a foot of difference in perimeter wall height of buildings of various areas. The amount applicable to the actual building area is added or deducted for each foot of difference from the basic wall height.

Buildings such as residences, medical-dental buildings, funeral homes and convalescent hospitals usually have a standard 8-foot ceiling height except in chapels or day room areas. If a significant cost difference exists due to a wall height variation, this factor should be considered in establishing the quality class.

Other Adjustments

A common wall exists when two buildings share one wall. Common wall adjustments are made by deducting the in-place cost of the exterior wall finish plus one-half of the in-place cost of the structural portion of the common wall area.

If an owner has no ownership in a wall, the in-place cost of the exterior wall finish plus the in-place cost of the structural portion of the wall should be deducted from the total building costs. Suggested common wall and no wall ownership costs are included for many of the building types.

Some square foot costs include the cost of expensive veneer finishes on the entire perimeter wall. When these buildings butt against other buildings, adjustments should be made for the lack of this finish. Where applicable, linear foot cost deductions are provided.

The square foot costs in this manual are based on composite costs of total buildings including usual work room or storage areas. They are intended to be applied on a 100% basis to the total building area even though certain areas may or may not have interior finish. Only in rare instances will it be necessary to modify the square foot cost of a portion of a building.

Multiple story buildings usually share a common roof structure and cover, a common foundation and common floor or ceiling structures. The costs of these components are included in the various floor levels as follows:

Online Preview

TO BUY THIS COMPLETE REFERENCE GUIDE, GO TO https://Craftsman-Book.com

TO BUY THIS COMPLETE REFERENCE GUIDE, GO TO https://Craftsman-Book.com

Explanation of the Cost Tables

The first or main floor includes the cost of a floor structure built at ground level, foundation costs for a one-story building, a complete ceiling and roof structure, and a roof cover. The basement includes the basement floor structure and the difference between the cost of the first floor structure built at ground level and its cost built over a basement. The second floor includes the difference between the cost of a foundation for a one-story building and the cost of a foundation for a two-story building and the cost of the second story floor structure.

Location Adjustments

The figures in this manual are intended as national averages for metropolitan areas of the United States. Use the information on page 7 to adapt the basic building costs to any area listed. Frequently building costs outside metropolitan areas are 2% to 6% lower if skilled, productive, lower cost labor is available in the area. The factors on page 7 can be applied to nearly all the square foot costs and some of the "additional" costs in this book.

Temporary working conditions in any community can affect construction and replacement costs. Construction which must be done under deadline pressure or in adverse weather conditions or after a major fire, flood, or hurricane or in a thin labor market can temporarily inflate costs 25% to 50%. Conditions such as these are usually temporary and affect only a limited area. But the higher costs are real and must be considered, no matter how limited the area and how transient the condition.

Depreciation

Depreciation is the loss in value of a structure from all causes and is caused primarily by three forms of obsolescence: (1) physical (2) functional, and (3) economic.

Physical obsolescence is the deterioration of building components such as paint, carpets or roofing. Much of this deterioration is totally curable. The physical life tables on pages 43, 235 and 269 assume normal physical obsolescence. Good judgment is required to evaluate how deferred maintenance or rehabilitation will reduce or extend the anticipated physical life of a building.

Functional obsolescence is due to some deficiency or flaw in the building. For example, too few bathrooms for the number of bedrooms or an exceptionally high ceiling can reduce the life expectancy of a residence. Some functional obsolescence can be cured. The physical life tables do not consider functional obsolescence.

Economic obsolescence is caused by conditions that occur off site and are beyond control of the owner. Examples of economic obsolescence include a store in an area of declining economic activity or obsolescence caused by governmental regulation (such as a change in zoning). Because this kind of obsolescence is particularly difficult to measure, it is not considered in the physical life tables.

"Effective age" considers all forms of depreciation. It may be less than chronological age, if recently remodeled or improved, or more than the actual age, if deterioration is particularly bad. Though effective age is not considered in the physical life tables, it may yield a better picture of a structure's life than the actual physical age. Once the effective age is determined, considering physical, functional and economic deterioration, use the percent good tables on pages 43, 235 or 269 to determine the present value of a depreciated building. Present value is the result of multiplying the replacement cost (found by using the cost tables) by the appropriate percent good.

Limitations

This manual will be a useful reference for anyone who has to develop budget estimates or replacement costs for buildings. Anyone familiar with construction estimating understands that even very competent estimators with complete working drawings, full specifications and precise labor and material costs can disagree on the cost of a building. Frequently exhaustive estimates for even relatively simple structures can vary 10% or more. The range of competitive bids on some building projects is as much as 20%. Estimating costs is not an exact science and there's room for legitimate disagreement on what the "right" cost is. This manual can not help you do in a few minutes what skilled estimators may not be able to do in many hours. This manual will help you determine a reasonable replacement or construction cost for most buildings. It is not intended as a substitute for judgment or as a replacement for sound professional practice, but should prove a valuable aid to developing an informed opinion of value.

Online Preview

TO BUY THIS COMPLETE REFERENCE GUIDE, GO TO https://Craftsman-Book.com

TO BUY THIS COMPLETE REFERENCE GUIDE, GO TO https://Craftsman-Book.com

Area Modification Factors

Construction costs are higher in some cities than in other cities. Add or deduct the percentage shown on this page or page 8 to adapt the costs in this book to your job site. Adjust your estimated total project cost by the percentage shown for the appropriate city in this table to find your total estimated cost. Where 0% is shown it means no modification is required. Factors for Canada adjust to Canadian dollars.

These percentages were compiled by comparing the construction cost of buildings in nearly 600 communities throughout North America. Because these percentages are based on completed projects, they consider all construction cost variables, including labor, equipment and material cost, labor productivity, climate, job conditions and markup.

Modification factors are listed alphabetically by state and city, followed by the first three digits of the postal zip code.

These percentages are composites of many costs and will not necessarily be accurate when estimating the cost of any particular part of a building. But when used to modify costs for an entire structure, they should improve the accuracy of your estimates.

Online Preview

Alabama Average		**-3%**
Anniston	362	-4%
Auburn	368	-9%
Bellamy	369	2%
Birmingham	350-352	7%
Dothan	363	-7%
Evergreen	364	-11%
Gadsden	359	-7%
Huntsville	358	5%
Jasper	355	-8%
Mobile	365-366	-1%
Montgomery	360-361	-2%
Scottsboro	357	1%
Selma	367	-3%
Sheffield	356	-2%
Tuscaloosa	354	-3%

Alaska Average		**17%**
Anchorage	995	23%
Fairbanks	997	25%
Juneau	998	17%
Ketchikan	999	3%
King Salmon	996	19%

Arizona Average		**-5%**
Chambers	865	-15%
Douglas	855	-9%
Flagstaff	860	-9%
Kingman	864	-11%
Mesa	852	4%
Phoenix	850	4%
Prescott	863	-5%
Show Low	859	-10%
Tucson	856-857	-5%
Yuma	853	3%

Arkansas Average		**-9%**
Batesville	725	-13%
Camden	717	-6%
Fayetteville	727	-4%
Fort Smith	729	-8%
Harrison	726	-14%
Hope	718	-12%
Hot Springs	719	-13%
Jonesboro	724	-7%
Little Rock	720-722	-3%
Pine Bluff	716	-13%
Russellville	728	-6%
West Memphis	723	-8%

California Average		**8%**
Alhambra	917-918	8%
Bakersfield	932-933	-1%
El Centro	922	-1%
Eureka	955	1%
Fresno	936-938	0%
Herlong	961	4%
Inglewood	902-905	9%
Irvine	926-927	13%
Lompoc	934	3%
Long Beach	907-908	10%
Los Angeles	900-901	8%
Marysville	959	1%
Modesto	953	0%
Mojave	935	5%
Novato	949	11%
Oakland	945-947	17%
Orange	928	12%
Oxnard	930	2%
Pasadena	910-912	9%
Rancho Cordova	956-957	7%
Redding	960	1%
Richmond	948	18%
Riverside	925	3%
Sacramento	958	6%
Salinas	939	2%
San Bernardino	923-924	2%
San Diego	919-921	6%
San Francisco	941	28%
San Jose	950-951	25%
San Mateo	943-944	18%
Santa Barbara	931	2%
Santa Rosa	954	6%
Stockton	952	4%
Sunnyvale	940	24%
Van Nuys	913-916	8%
Whittier	906	8%

Colorado Average		**0%**
Aurora	800-801	8%
Boulder	803-804	5%
Colorado Springs	808-809	0%
Denver	802	9%
Durango	813	-7%
Fort Morgan	807	-2%
Glenwood Springs	816	4%
Grand Junction	814-815	-3%
Greeley	806	4%
Longmont	805	3%
Pagosa Springs	811	-9%
Pueblo	810	-4%
Salida	812	-4%

Connecticut Average		**3%**
Bridgeport	66	3%
Bristol	60	5%
Fairfield	64	5%
Hartford	61	3%
New Haven	65	2%
Norwich	63	-2%
Stamford	68-69	9%
Waterbury	67	2%
West Hartford	62	-2%

Delaware Average		**0%**
Dover	199	-5%
Newark	197	3%
Wilmington	198	2%

District of Columbia Average		
Washington	200-205	13%

Florida Average		**-4%**
Altamonte Springs	327	-2%
Bradenton	342	-6%
Brooksville	346	-7%
Daytona Beach	321	-9%
Fort Lauderdale	333	3%
Fort Myers	339	-6%
Fort Pierce	349	-9%
Gainesville	326	-7%
Jacksonville	322	1%
Lakeland	338	-8%
Melbourne	329	-6%
Miami	330-332	0%
Naples	341	-3%
Ocala	344	-11%
Orlando	328	0%
Panama City	324	-8%
Pensacola	325	-7%
Saint Augustine	320	-1%
Saint Cloud	347	-2%
St Petersburg	337	-5%
Tallahassee	323	-6%
Tampa	335-336	0%
West Palm Beach	334	2%

Georgia Average		**-2%**
Albany	317	-6%
Athens	306	-3%
Atlanta	303	17%
Augusta	308-309	-5%
Buford	305	2%
Calhoun	307	-9%
Columbus	318-319	-12%
Dublin/Fort Valley	310	-8%
Hinesville	313	1%
Kings Bay	315	-8%
Macon	312	-2%
Marietta	300-302	7%
Savannah	314	-1%
Statesboro	304	5%
Valdosta	316	-13%

Hawaii Average		**18%**
Aliamanu	968	20%
Ewa	967	17%
Halawa Heights	967	17%
Hilo	967	17%
Honolulu	968	20%
Kailua	968	20%
Lualualei	967	17%
Mililani Town	967	17%
Pearl City	967	17%
Wahiawa	967	17%
Walanae	967	17%
Wailuku (Maui)	967	17%

Idaho Average		**-5%**
Boise	837	3%
Coeur d'Alene	838	-4%
Idaho Falls	834	-8%
Lewiston	835	-7%
Meridian	836	-5%
Pocatello	832	-7%
Sun Valley	833	-6%

Illinois Average		**4%**
Arlington Heights	600	13%
Aurora	605	13%
Belleville	622	4%
Bloomington	617	3%
Carbondale	629	-8%
Carol Stream	601	13%
Centralia	628	-8%
Champaign	618	1%
Chicago	606-608	13%
Decatur	623	-3%
Galesburg	614	-2%
Granite City	620	4%
Green River	612	-1%
Joliet	604	12%
Kankakee	609	9%
Lawrenceville	624	-4%
Oak Park	603	15%
Peoria	615-616	3%
Peru	613	6%
Quincy	602	14%
Rockford	610-611	4%
Springfield	625-627	-2%
Urbana	619	-5%

Indiana Average		**-1%**
Aurora	470	5%
Bloomington	474	-3%
Columbus	472	-3%
Elkhart	465	-2%
Evansville	476-477	-2%
Fort Wayne	467-468	1%
Gary	463-464	7%
Indianapolis	460-462	5%
Jasper	475	-6%
Jeffersonville	471	-6%
Kokomo	469	-2%
Lafayette	479	-3%
Muncie	473	-8%
South Bend	466	2%
Terre Haute	478	-2%

Iowa Average		**-2%**
Burlington	526	-5%
Carroll	514	-4%
Cedar Falls	506	-2%
Cedar Rapids	522-524	0%
Cherokee	510	3%
Council Bluffs	515	-3%
Creston	508	1%
Davenport	527-528	8%
Decorah	521	-3%
Des Moines	500-503	2%
Dubuque	520	0%
Fort Dodge	505	-3%
Mason City	504	-3%
Ottumwa	525	-7%
Sheldon	512	7%
Shenandoah	516	-15%
Sioux City	511	2%
Spencer	513	-9%
Waterloo	507	-4%

Kansas Average		**-7%**
Colby	677	-3%
Concordia	669	-16%
Dodge City	678	-9%
Emporia	668	-7%
Fort Scott	667	-2%
Hays	676	-12%
Hutchinson	675	-8%
Independence	673	-3%
Kansas City	660-662	5%
Liberal	679	-16%
Salina	674	-9%
Topeka	664-666	-5%
Wichita	670-672	-5%

Kentucky Average		**-7%**
Ashland	411-412	-2%
Bowling Green	421	-3%
Campton	413-414	-15%
Covington	410	4%
Elizabethtown	427	-7%
Frankfort	406	-8%
Hazard	417-418	-18%
Hopkinsville	422	-6%
Lexington	403-405	2%
London	407-409	-11%
Louisville	400-402	1%
Owensboro	423	-7%
Paducah	420	-7%
Pikeville	415-416	-14%
Somerset	425-426	-10%
White Plains	424	-6%

Louisiana Average		**1%**
Alexandria	713-714	-4%
Baton Rouge	707-708	13%
Houma	703	10%
Lafayette	705	4%
Lake Charles	706	-1%
Mandeville	704	5%
Minden	710	-8%
Monroe	712	-3%
New Orleans	700-701	6%
Shreveport	711	-7%

Maine Average		**-4%**
Auburn	42	-4%
Augusta	43	-1%
Bangor	44	-3%
Bath	45	-5%
Brunswick	39-40	0%
Camden	48	-7%
Cutler	46	-8%
Dexter	49	-2%
Northern Area	47	-7%
Portland	41	-2%

Maryland Average		**1%**
Annapolis	214	8%
Baltimore	210-212	4%
Bethesda	208-209	8%
Church Hill	216	-3%
Cumberland	215	-11%
Elkton	219	-1%
Frederick	217	2%
Laurel	206-207	7%
Salisbury	218	-8%

Massachusetts Average		**13%**
Ayer	15-16	10%
Bedford	17	18%
Boston	21-22	30%
Brockton	23-24	20%
Cape Cod	26	6%
Chicopee	10	7%
Dedham	19	14%
Fitchburg	14	14%
Hingham	20	19%
Lawrence	18	15%
Nantucket	25	10%
New Bedford	27	13%
Northfield	13	5%
Pittsfield	12	4%
Springfield	11	7%

Michigan Average		**2%**
Battle Creek	490-491	0%
Detroit	481-482	8%
Flint	484-485	0%
Grand Rapids	493-495	5%
Grayling	497	-1%
Jackson	492	-2%
Lansing	488-489	3%
Marquette	498-499	-3%
Pontiac	483	9%
Royal Oak	480	7%
Saginaw	486-487	-1%
Traverse City	496	-3%

Minnesota Average		**1%**
Bemidji	566	0%
Brainerd	564	-1%
Duluth	556-558	1%
Fergus Falls	565	-4%
Magnolia	561	-7%
Mankato	560	0%
Minneapolis	553-555	12%
Rochester	559	0%
St Cloud	563	5%
St Paul	550-551	11%
Thief River Falls	567	-2%
Willmar	562	1%

Mississippi Average		**1%**
Clarksdale	386	1%
Columbus	397	4%
Greenville	387	-2%
Greenwood	389	-3%
Gulfport	395	2%
Jackson	390-392	3%
Laurel	394	4%
McComb	396	-1%
Meridian	393	1%
Tupelo	388	-3%

TO BUY THIS COMPLETE REFERENCE GUIDE, GO TO https://Craftsman-Book.com

TO BUY THIS COMPLETE REFERENCE GUIDE, GO TO https://Craftsman-Book.com

Building Cost Historical Index

Use this table to find the approximate current dollar building cost when the actual cost is known for any year since 1960. Multiply the figure listed below for the building type and year of construction by the known cost. The result is the estimated 2027 construction cost.

Year	Masonry Buildings	Concrete Buildings	Steel Buildings	Wood-Frame Buildings	Agricultural Buildings	Year of Construction
1960	18.96	19.47	17.14	13.51	14.32	1960
1961	18.58	19.40	16.85	13.26	14.26	1961
1962	18.16	18.83	16.45	13.10	14.06	1962
1963	17.89	18.34	16.25	12.85	12.75	1963
1964	17.37	18.13	16.03	12.41	13.40	1964
1965	16.82	17.66	15.47	12.15	13.03	1965
1966	16.05	17.15	14.88	11.62	12.67	1966
1967	15.69	16.32	13.92	11.04	12.17	1967
1968	15.04	15.42	13.28	10.45	11.62	1968
1969	14.20	14.74	12.83	10.06	10.97	1969
1970	13.64	14.10	12.19	9.57	10.42	1970
1971	12.78	12.90	11.32	8.24	9.72	1971
1972	11.89	11.95	10.58	8.26	9.03	1972
1973	10.86	11.32	9.40	7.62	8.49	1973
1974	9.66	10.38	8.83	7.12	7.86	1974
1975	8.78	9.17	7.92	6.70	7.02	1975
1976	8.23	8.73	7.52	6.45	6.64	1976
1977	7.66	8.20	7.15	5.99	6.26	1977
1978	7.14	7.66	6.58	5.50	5.66	1978
1979	6.56	6.82	5.89	5.04	5.35	1979
1980	5.94	6.19	5.25	4.52	4.85	1980
1981	5.59	5.84	4.81	4.32	4.53	1981
1982	5.42	5.59	4.67	4.17	4.38	1982
1983	5.17	5.42	4.58	3.98	4.12	1983
1984	4.83	5.08	4.36	3.68	4.00	1984
1985	4.69	4.83	4.25	3.57	3.94	1985
1986	4.57	4.80	4.16	3.52	3.85	1986
1987	4.55	4.69	4.13	3.45	3.82	1987
1988	4.47	4.51	4.05	3.41	3.76	1988
1989	4.36	4.43	3.85	3.35	3.64	1989
1990	4.10	4.26	3.65	3.11	3.47	1990
1991	4.43	4.19	3.48	2.94	3.28	1991
1992	3.97	4.15	3.43	2.93	3.26	1992
1993	3.87	4.10	3.31	2.89	3.21	1993
1994	3.77	3.84	3.19	2.78	2.97	1994
1995	3.59	3.50	2.96	2.61	2.81	1995
1996	3.47	3.43	2.88	2.56	2.76	1996
1997	3.34	3.34	2.76	2.50	2.70	1997
1998	3.18	3.18	2.66	2.39	2.65	1998
1999	3.08	3.08	2.59	2.37	2.62	1999
2000	2.99	2.99	2.48	2.29	2.53	2000
2001	2.89	2.89	2.44	2.19	2.46	2001
2002	2.83	2.83	2.38	2.17	2.41	2002
2003	2.78	2.78	2.32	2.15	2.36	2003
2004	2.66	2.66	2.25	2.10	2.30	2004
2005	2.46	2.46	2.02	1.88	2.25	2005
2006	2.33	2.33	1.86	1.68	2.01	2006
2007	2.26	2.26	1.79	1.56	1.87	2007
2008	2.10	2.10	1.69	1.50	1.77	2008
2009	2.09	2.09	1.62	1.50	1.77	2009
2010	2.05	2.05	1.53	1.49	1.75	2010
2011	2.08	2.08	1.58	1.51	1.81	2011
2012	2.05	2.05	1.42	1.46	1.77	2012
2013	1.96	1.96	1.51	1.38	1.65	2013
2014	1.94	1.94	1.48	1.36	1.64	2014
2015	1.91	1.91	1.47	1.35	1.63	2015
2016	1.89	1.89	1.62	1.36	1.58	2016
2017	1.84	1.84	1.65	1.37	1.58	2017
2018	1.75	1.75	1.43	1.25	1.48	2018
2019	1.64	1.64	1.48	1.20	1.41	2019
2020	1.62	1.62	1.43	1.22	1.40	2020
2021	1.57	1.57	1.51	1.21	1.40	2021
2022	1.50	1.50	1.32	1.11	1.31	2022
2023	1.31	1.31	1.07	1.02	1.17	2023
2024	1.22	1.22	1.19	1.10	1.16	2024
2025	1.17	1.17	1.30	1.05	1.10	2025
2026	1.10	1.10	1.16	1.04	1.07	2026
2027	1.00	1.00	1.00	1.00	1.00	2027

Online Preview

TO BUY THIS COMPLETE REFERENCE GUIDE, GO TO https://Craftsman-Book.com

TO BUY THIS COMPLETE REFERENCE GUIDE, GO TO https://Craftsman-Book.com

Residential Structures Section

The figures in this section include all costs associated with normal construction:

Foundations as required for normal soil conditions. Excavation for foundations, piers, and other foundation components given a fairly level construction site. Floor, wall, and roof structures. Interior floor, wall, and ceiling finishes. Exterior wall finish and roof cover. Interior partitions as described in the quality class. Finish carpentry, doors, windows, trim, etc. Electric wiring and fixtures. Rough and finish plumbing as described in applicable building specifications. Built-in appliances as described in applicable building specifications. All labor and materials including supervision. All design and engineering fees, if necessary. Permits and fees. Utility hook-ups. Contractors' contingency, overhead and profit.

The square foot costs do not include heating and cooling equipment or the items listed in the section "Additional Costs for Residential Structures" which appear on pages 27 to 31. The costs of the following should be figured separately and added to the basic structure cost: porches, basements, balconies, exterior stairways, built-in equipment beyond that listed in the quality classifications, garages and carports.

Single Family Residences

Single family residences vary widely in quality and the quality of construction is the most significant factor influencing cost. Residences are listed in six quality classes. Class 1 is the most expensive commonly encountered and Class 6 is the minimum required under most building codes. Nearly all homes built from stock plans or offered to the public by residential tract developers will fall into Class 3, 4, 5, or 6. For convenience, these classes are labeled *Best Standard, Good Standard, Average Standard* or *Minimum Standard.* Class 1 residences are labeled *Luxury.* Class 2 residences are labeled *Semi-Luxury.* Class 1 and 2 residences are designed by professional architects, usually to meet preferences of the first owner.

The shape of the outside perimeter also has a significant influence on cost. The more complex the shape, the more expensive the structure per square foot of floor. The shape classification of multiple story or split-level homes should be based on the outline formed by the outer-most exterior walls, including the garage area, regardless of the story level. Most residences that fall into Classes 3, 4, 5 or 6 have 4, 6, 8 or 10 corners, as illustrated below. Small insets that do not require a change in the roof line can be ignored when evaluating the outside perimeter.

Class 1 and 2 (*Luxury* and *Semi-Luxury*) residences have more than ten corners and are best evaluated by counting the "building masses." A building mass is a group of contiguous rooms on one or more levels with access at varying angles from a common point or hallway. The illustration at the right below represents a residence with two building masses. Most Class 1 and Class 2 residences have from one to four building masses, ignoring any attached garage. For convenience, cost tables for Class 1 and 2 single family residences with one, two, three or four building masses have been appended to cost tables for Class 3, 4, 5 and 6 residences with 4, 6, 8 and 10 building corners.

Residences on larger lots often include a separate housekeeping unit, either remote from the main structure (as illustrated below at the right) or joined to the main structure by a hallway (no common wall). Evaluate any separate housekeeping unit as a separate residence. The quality class of separate housekeeping units will usually be the same as the main residence if designed and built at the same time as the main residence.

Residences which have features of two or more quality classes can be placed between two of the six labeled classes. The tables have five half-classes (1 & 2, 2 & 3, etc.) which can be applied to residences with some characteristics of two or more quality classes. If a portion of a residence differs significantly in quality from other portions, evaluate the square footage of each portion separately.

These figures can be applied to nearly all single-family residences built using conventional methods and readily available materials, including the relatively small number of highly decorative, starkly original or exceptionally well-appointed residences.

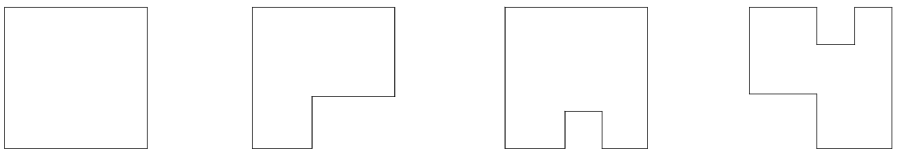

4 corners | 6 corners | 8 corners | 10 corners

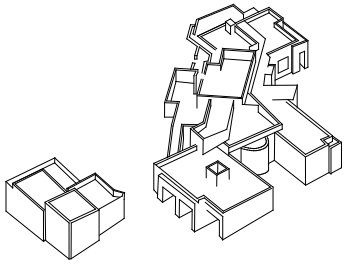

2 building masses and one separate unit

Online Preview

TO BUY THIS COMPLETE REFERENCE GUIDE, GO TO https://Craftsman-Book.com

TO BUY THIS COMPLETE REFERENCE GUIDE, GO TO https://Craftsman-Book.com

Quality Classification

	Class 1 Luxury	Class 2 Semi-Luxury	Class 3 Best Std.	Class 4 Good Std.	Class 5 Average Std.	Class 6 Minimum Std.
Foundation (9% of total cost)	Reinforced concrete.	Reinforced concrete.	Reinforced concrete.	Reinforced concrete or concrete block.	Reinforced concrete or concrete block.	Reinforced concrete.
Floor Structure (12% of total cost)	Engineered wood or steel exceeding code minimums.	Engineered wood or steel or reinforced concrete slab.	Engineered wood or steel or reinforced concrete slab.	Wood frame or slab on grade, changes in shape and elevation.	Standard wood frame or slab on grade with elevation changes.	Slab on grade. No changes in elevation.
Wall Framing and Exterior Finish (14% of total cost)	Wood or steel, very irregular walls, stone veneer, many architectural doors and windows.	Wood or steel, irregular shape, masonry veneer, better grade doors and windows.	Wood or steel, several wall offsets, wood or masonry accents, good grade doors and windows.	Wood or steel, stucco or wood siding, some trim or veneer, average doors and windows.	Wood or steel, stucco or wood siding, few offsets, commodity grade doors and windows.	Wood or steel, stucco or hardboard siding, minimum grade doors and windows.
Roof (10% of total cost)	Complex plan, tile, slate or metal, highly detailed.	Multi-level, slate, tile or flat surface, decorative details.	Multi-pitch, shake, tile or flat surface, large closed soffit.	Wood trusses, tile or good shingles, closed soffit.	Wood frame, shingle or built-up cover, open 24" soffit.	Wood frame, composition shingle cover, open soffit.
Floor Finish (5% of total cost)	Terrazzo, marble, granite, or inlaid hardwood or best carpet throughout.	Marble or granite entry, hardwood, good carpet or sheet vinyl elsewhere.	Simulated marble tile entry, good carpet, hardwood or vinyl elsewhere.	Better sheet vinyl and average carpet, some areas with masonry or tile.	Good sheet vinyl and standard carpet, small area with tile or hardwood.	Composition tile or minimum grade sheet vinyl.
Interior Wall and Ceiling Finish (8% of total cost)	Plaster or gypsum wallboard with artistic finish, many offsets and wall openings, decorative details in nearly all rooms.	Plaster on gypsum or metal lath or 2 layers of 5/8" gypsum wallboard, decorative details, many irregular wall openings.	Gypsum wallboard with putty or texture coat finish, some irregular walls, decorative details in living room, entry and kitchen.	1/2" gypsum wallboard with textured finish, several irregular walls and wall openings, some. decorative details.	1/2" gypsum wallboard with textured finish, most walls are rectangular, doors and windows are the only openings.	1/2" gypsum wallboard, smooth or orange peel finish. Nearly all walls are regular, no decorative details.
Interior Detail (5% of total cost)	Exposed beams or decorative ceiling, 12' to 16' ceiling in great room, many sky widows, built-in shelving and alcoves for art.	Great room has 12' to 16' ceiling, most rooms have windows on two sides, formal dining area, several framed openings.	Cathedral ceiling at entry, one or more floor level changes, several wall openings or pass-throughs, formal dining area.	8' or 9' ceiling throughout, walk-in closet in master bedroom, separate dining area, some decorative wood trim.	8' or 9' ceiling throughout, sliding mirrored closet doors, standard grade molding and trim, breakfast bar or nook.	Drop ceiling in kitchen, other rooms have 7'6" to 8' ceiling, minimum grade molding and trim.
Bath Detail (4% of total cost)	Custom large tile showers, separate elevated spa in master bathroom.	Large tile showers, at least one bathtub, glass block or large window by each bath.	Tile or fiberglass shower, at least one built-in bathtub, window in bathroom.	Good plastic tub and shower in at least one bathroom, one small window in each bath.	Average plastic tub and shower in at least one bathroom.	Minimum plastic tub and shower in one bathroom.
Kitchen Detail (8% of total cost)	Over 30 LF of deluxe wall and base cabinets, stone counter top, island work area, breakfast bar.	Over 25 LF of good custom base and wall cabinets, synthetic stone counter top, desk and breakfast bar.	Over 20 LF of good stock wall and base cabinets, tile or acrylic counter top, desk and breakfast bar or nook.	Over 15 LF of stock standard grade wall and base cabinets, low-cost tile or acrylic counter top, breakfast nook.	Over 10 LF of stock standard grade wall and base cabinets, low-cost acrylic or laminated plastic counter top.	Less than 10 LF of low-cost wall and base cabinets, laminated plastic counter top, space for table.
Plumbing (12% of total cost)	4 deluxe fixtures per bathroom, more bathrooms than bedrooms.	4 good fixtures per bathroom, more bathrooms than bedrooms.	3 good fixtures per bathroom, as many bathrooms as bedrooms.	3 standard fixtures per bathroom, less bathrooms than bedrooms.	3 standard fixtures per bathroom, less bathrooms than bedrooms.	3 minimum fixtures per bathroom, 2 bathrooms.
Special Features (3% of total cost)	10 luxury built-in appliances, wet bar, home theater, pantry, wine cellar.	8 good built-in appliances, wet bar, walk-in pantry, central vacuum.	6 good built-in appliances, walk-in pantry, wet bar, central vacuum.	5 standard built-in appliances, sliding glass or French doors, laundry room.	4 standard grade kitchen appliances.	4 minimum grade kitchen. appliances.
Electrical System (10% of total cost)	Over 100 recessed or track lights, security system, computer network.	80 to 100 recessed lighting fixtures. security system, computer network.	Ample recessed lighting on dimmers, computer network, multiple TV outlets.	Limited recessed lighting on dimmers, multiple TV outlets.	12 lighting fixtures, switch-operated duplex plug outlets in bedrooms.	10 or less lighting fixtures, switch-operated plug outlets in most rooms.
If Exterior Walls are Masonry	Reinforced split face concrete block or brick with face brick veneer.	Reinforced block or brick with masonry veneer or stucco coat.	Textured or coated concrete block or good quality detailed brick.	Colored or coated concrete block or good quality brick.	Colored concrete block or painted common brick.	Painted concrete block or common-brick.

Note: Use the percent of total cost to help identify the correct quality classification.

Online Preview

TO BUY THIS COMPLETE REFERENCE GUIDE, GO TO https://Craftsman-Book.com

TO BUY THIS COMPLETE REFERENCE GUIDE, GO TO https://Craftsman-Book.com

4 Corners (Classes 3, 4, 5 and 6) or One Building Mass (Classes 1 and 2 Only)

Estimating Procedure

1. Establish the structure quality class by applying the information on page 11.
2. Multiply the structure floor area (excluding the garage) by the appropriate square foot cost below.
3. Multiply the total from step 2 by the correct location factor listed on page 7 or 8.
4. Add, when appropriate, the cost of a porch, garage, heating and cooling equipment, basement, fireplace, carport, appliances and plumbing fixtures beyond that listed in the quality classification. See the cost of these items on pages 27 to 31.

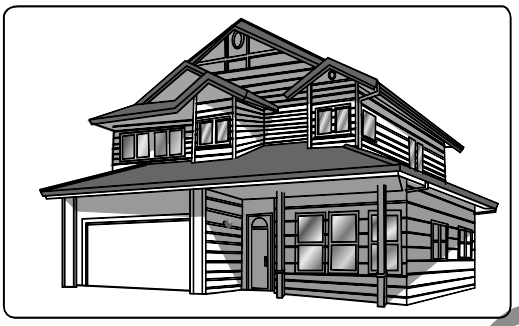

Single Family Residence, Class 4

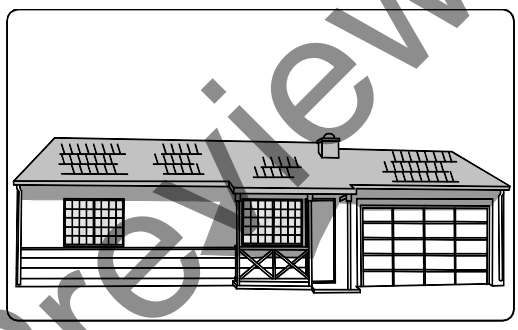

Single Family Residence, Class 6

Online Preview

Square Foot Area

Quality Class	700	800	900	1,000	1,100	1,200	1,300	1,400	1,500	1,600	1,700	1,800	2,000
1, Luxury	723.38	693.13	668.11	646.50	629.66	614.70	601.37	589.39	580.48	571.70	563.67	556.90	544.23
1, & 2	629.06	602.72	580.99	562.21	547.58	534.42	522.94	512.52	504.72	497.17	490.07	484.17	473.21
2, Semi-Luxury	439.64	421.26	406.04	392.89	382.69	373.58	365.52	358.26	352.78	347.30	342.57	338.49	330.64
2 & 3	322.69	309.25	298.05	288.46	280.97	274.20	268.28	262.96	258.92	255.00	251.38	248.49	242.78
3, Best Std.	281.61	269.91	260.10	251.74	245.07	239.28	234.15	229.50	225.95	222.53	219.44	216.77	211.85
3 & 4	240.85	230.62	222.35	215.26	209.52	204.57	200.18	196.13	193.20	190.09	187.64	185.32	181.17
4, Good Std.	207.48	198.66	191.59	185.44	180.61	176.32	172.44	168.98	166.34	163.89	161.61	159.50	156.08
4 & 5	186.91	179.05	172.65	167.04	162.65	158.70	155.23	152.31	149.92	147.61	145.61	143.85	140.46
5 Avg. Std.	168.20	161.26	155.42	150.43	146.59	143.01	139.89	137.02	134.94	132.90	131.04	129.50	126.52
5 & 6	146.06	139.95	134.92	130.58	127.14	124.10	121.37	118.89	117.15	115.32	113.94	112.39	109.85
6, Min. Std.	132.78	127.18	122.62	118.68	115.58	112.78	110.37	108.16	106.51	104.83	103.48	102.12	99.78

Square Foot Area

Quality Class	2,200	2,400	2,600	2,800	3,000	3,200	3,400	3,600	4,000	4,200	4,400	4,600	5,000+
1, Luxury	534.72	525.76	518.54	512.08	507.52	503.27	498.64	495.32	488.32	483.88	480.03	476.70	471.90
1, & 2	465.11	457.20	450.89	445.27	441.29	437.62	433.60	430.67	424.67	420.78	417.42	414.51	410.37
2, Semi-Luxury	325.17	319.53	315.19	311.22	308.40	305.78	302.98	300.98	296.76	294.07	291.70	289.71	286.80
2 & 3	238.59	234.58	231.36	228.49	226.34	224.39	222.49	220.95	217.87	215.91	214.15	212.66	210.54
3, Best Std.	208.21	204.67	201.81	199.39	197.60	195.92	194.11	192.74	190.07	190.09	188.60	187.26	185.41
3 & 4	178.02	175.02	172.63	170.53	168.91	167.42	166.07	164.90	162.59	161.13	159.82	158.71	157.11
4, Good Std.	153.40	150.74	148.75	146.82	145.61	144.28	143.06	141.94	140.04	138.77	137.61	136.66	135.30
4 & 5	138.13	135.89	133.79	132.29	131.03	130.01	128.70	127.94	126.17	125.02	124.09	123.18	121.96
5 Avg. Std.	124.39	122.33	120.65	119.01	118.06	117.03	115.95	115.17	113.59	111.96	111.67	110.92	109.85
5 & 6	107.99	106.18	104.69	103.36	102.51	101.50	100.58	99.86	98.63	97.59	96.98	96.22	95.34
6, Min. Std.	98.03	96.46	95.18	94.05	93.18	92.31	91.50	90.82	89.62	88.72	88.10	87.46	86.64

Note: Tract work and highly repetitive jobs may reduce the cost 8 to 12%. Add 4% to the square foot cost of floors above the second floor level. Work outside metropolitan areas may cost 2 to 6% less. When the exterior walls are masonry, add 9 to 10% for class 2 and 1 structures and 5 to 8% for class 3, 4, 5 and 6 structures. The building area includes all full story (7'6" to 9' high) areas within and including the exterior walls of all floor areas of the building, including small inset areas such as entrances outside the exterior wall but under the main roof. For areas with a ceiling height of less than 80", see the section on half-story areas on page 30.

TO BUY THIS COMPLETE REFERENCE GUIDE, GO TO https://Craftsman-Book.com

TO BUY THIS COMPLETE REFERENCE GUIDE, GO TO https://Craftsman-Book.com

Quality Classification

	Class 1 Best Quality	Class 2 Good Quality	Class 3 Average Quality	Class 4 Low Quality	Class 5 Lowest Quality
Design	Indistinguishable from site-built construction, good floor plan and sight lines, superior fit and finish	Comparable to site-built construction, good floor plan, shelves and alcoves, good fit and finish	Clearly manufactured housing but with good design and materials, adequate fit and finish	Mobile home design, utilitarian floor plan, commodity-grade materials	Poor design, often sold unfinished, common only in Sun Belt states
Roof (12% of total cost)	Complex roof line, 30-year architectural shingles, roof pitch at least 4" in 12", good overhang on all sides, R-38 insulation	Decorative roof line, gable accents, 25-year shingles, 4" in 12" pitch, 12" overhang on all sides, R-33 insulation	Gable accents, 25-year shingles, 4" in 12" pitch, 8" to 12" overhang front and back, R-21 insulation	Simple roof line, less than 4" in 12" pitch, small overhang front and back, R-19 insulation	Straight roof line, minimum pitch, little or no overhang, minimum roof cover, R-7 insulation
Exterior Walls (18% of total cost)	Good fiber-cement siding, 9' to 10' high, decorative trim, 6" exterior walls, R-19 insulation, 7/16" plywood sheathing	Painted fiber cement siding, 9' high, some trim, 6" exterior walls, R-15 insulation, 7/16" OSB sheathing	Good foam-backed vinyl siding, 8' to 9' high, 4" exterior walls, R-13 insulation, 7/16" OSB sheathing	Vinyl siding, 8' high, 4" exterior walls, R-11 insulation, 3/8" plywood sheathing	Hardboard or economy siding, 7' high, 4" exterior walls, R-7 insulation
Doors and Windows (9% of total cost)	Two 36" wide insulated steel panel exterior doors, solid core wood panel interior doors, good hardware, large insulated low-E vinyl sash windows, recessed entry	Two 36" wide insulated steel exterior doors, hollow core wood interior doors, good hardware, good insulated low-E vinyl sash windows, recessed entry	36" wide steel front door with deadbolt, hollow core wood interior doors, average hardware, insulated vinyl windows, recessed entry	36" wide steel front door, hollow core wood interior doors, economy hardware, smaller dual glazed vinyl windows, 6' sliding bedroom door	34" or 32" wide aluminum exterior doors, hollow core wood interior doors, economy hardware, aluminum windows with storm sash
Interior (5% of total cost)	Hardwood paneling or ½" gypsum board with good workmanship and trim throughout, coffered/ vaulted/beamed ceilings, plank-type acoustical tile, mirrored walls, built-in buffet cabinets, custom drapes, skylights, window sills, good drapes with sheers throughout	Pre-finished hardwood paneling and trim or ½" gypsum board in all rooms, vaulted/beamed, ceiling in main rooms, good floor to ceiling drapes over sheer underlays in living room and dining room, several wall mirrors, some acoustic treatments	Pre-finished and grooved hardwood, plywood paneling or ½" gypsum board, no exposed fasteners, coordinated drapes in all rooms except kitchen and baths, one vaulted ceiling, acoustic tile, pre-finished wood trim	Pre-finished fire rated plywood paneling or 3/8" gypsum board, some exposed fasteners, acoustical tile ceiling, economy drapes in living room, dining room, and bedrooms, vinyl on composition molding.	Stapled 3/8" vinyl-covered wallboard with battens at seams and corners, exposed fasteners or holding strips, unit may have been sold with interior finishing incomplete.
Floors (8% of total cost)	Hardwood or ceramic tile entry, 30-50 oz. carpet, good vinyl in utility and guest bath. Good vinyl or hardwood in kitchen.	26-30 oz. carpet with 1/2" pad in all rooms except guest bath and utility, vinyl in kitchen, utility, and guest bath	22-26 oz. carpet with 1/2" rebond pad in all rooms except baths and kitchen, vinyl in kitchen and baths	16- 22 oz. carpet with 5 lb. pad in living, dining and bedrooms, economy vinyl sheet or tile in other areas	Glued or stapled foam-backed carpet in living room and bedroom, economy vinyl elsewhere
Heating (7% of total cost)	110,000 BTU upflow air-condition-ready forced air furnace with exterior access door, metal ducting to all rooms, fireplace, dual-zone heating	80,000 to 110,000 BTU upflow or downflow air-condition-ready furnace with exterior access door, metal ducting to all rooms, fireplace	80,000 BTU upflow or downflow forced air condition-ready furnace, ducting to all rooms, simulated fireplace	Forced air furnace, fiberglass attic ducting to all rooms, under-door return vents, ready for air conditioning unit.	Forced air furnace, minimum taped fiberglass duct, registers at the room center, return vents under doors
Kitchen (23% of total cost)	18± LF of 25" wide stone or ceramic counter, 4" splash, luxury cabinets, roller drawers, dropped luminous ceiling, island work space, walk-in pantry, name-brand fixtures, cast iron sink, wet bar	16± LF of tile or Corian counter, 4" splash, quality wood cabinets, dropped luminous ceiling, island work space, walk-in pantry, good quality fixtures, stainless or integrated 8" deep sink	14± LF of Corian counter, 2" splash, average quality wood-face cabinets and hardware, built-in range and oven with hood and fan, pantry cabinet, 7" deep stainless or porcelain sink	12± LF laminate counter, smaller commodity-grade cabinets with wood raised panel doors, no lining, built-in range and oven, hood and fan, add for dishwasher if present	10± LF of 24" wide laminate counter, plastic-faced MDF cabinets, stapled and glued, economy range and oven, minimum grade sink and fixtures, add for dishwasher if present
Baths and Plumbing (14% of total cost)	2 to 2¾ baths, 8 fixtures, master bath with two basins, sunken 60" tub, fiberglass shower with glass door, quality medicine cabinets, 6± feet of mirror over 8± feet of cultured marble or ceramic tile lavatory top, decorative faucets, 40-gal. water heater, separate commode closet	2 baths, vent fans, master bath will have two basins, sunken 60" tub and stall shower, quality medicine cabinets and fixtures, cultured marble vanities, good cabinets, 60" one-piece shower in guest bath, 30- to 40-gallon water heater, separate commode closet	2 baths, vent fans, fiberglass shower with glass or plastic door, fiberglass 60" tub, acrylic round toilets, 6 to 8 LF cultured marble vanity in each bath, twin basin master bath with 4± foot mirror, good cabinets, 30- to 40-gallon water heater	1¾ baths, fiberglass shower with plastic door, fiberglass one-piece 54" tub, acrylic round toilets, 4 to 5 linear foot cultured marble vanity with single basin, average quality cabinets and hardware, 30-gallon water heater	1¾ baths, fiberglass 54" one-piece tub and shower with curtain, acrylic round toilets, small 4' plastic marble vanity, minimum quality cabinets and hardware, 20-gallon electric water heater, plastic supply and drain pipe
Bedrooms (4% of total cost)	9 to 14 linear foot floor-to-ceiling sliding mirrored wardrobe doors, or large walk-in closets, phone and cable TV jacks	9 to 14 linear foot floor-to-ceiling mirrored sliding wardrobe doors in master bedroom or walk-in closets, phone and cable TV jacks	10± linear foot wardrobe, floor-to-ceiling mirrored sliding doors in master bedroom, cable TV jacks	8± linear foot wardrobe, pre-finished and grooved plywood doors, mirrored wardrobe door in master bedroom	Five to six linear foot wardrobe, plain plywood sliding doors

Online Preview

TO BUY THIS COMPLETE REFERENCE GUIDE, GO TO https://Craftsman-Book.com

TO BUY THIS COMPLETE REFERENCE GUIDE, GO TO https://Craftsman-Book.com

Manufactured Housing

A manufactured home is a structure in one or more sections intended to be delivered for erection as a unit on a construction site. No wheels, axles or towbars are included in these costs. Units can be from 8 to 36 feet wide and up to 80 feet long. Manufactured homes assembled from two or three sections are referred to as double wide or triple wide units. The cost FOB the manufacturer is usually about 2/3 of the installed cost. These figures include all costs: typical delivery to the site, setting on piers, finishing ("button up"), connection to utility lines, permits and inspections. Tip-out, expando, or tag-a-long units have one or more telescoping or attached rooms to the side. Include this floor area in your calculations. Do not use area modification factors for manufactured housing.

Estimating Procedure

1. Establish the structure quality class by applying the information on page 16.
2. Multiply the structure floor area (excluding any garage or storage area) by the appropriate square foot cost below.
3. Add, when appropriate, the cost of a permanent foundation, air conditioning, built-ins, porch, skirting, tie-downs, carport, garage or storage building, screen walls and roof snow load rating. See the following page.

Square Foot Area

Quality Class	500	700	900	1100	1300	1500	1700	1900	2100	2300	2500
1, Best	179.21	176.95	174.79	172.50	170.31	168.11	165.93	163.62	161.49	159.29	157.05
1, & 2	168.68	166.47	164.28	162.17	159.85	157.58	155.30	153.23	150.95	148.79	146.53
2, Good	158.11	155.92	153.76	147.28	145.25	143.15	140.86	138.77	136.52	134.45	132.34
2 & 3	147.70	145.39	143.28	134.58	132.43	130.36	128.23	126.18	124.03	121.88	119.85
3, Average	137.69	135.57	133.17	125.10	119.50	117.35	115.41	113.36	111.29	109.27	107.22
3 & 4	128.85	126.60	124.50	116.72	111.29	109.27	107.22	105.13	103.07	101.03	98.94
4, Low Average	119.96	117.85	115.56	108.23	103.07	101.03	98.94	96.87	94.90	92.82	90.77
4 & 5	112.81	110.48	108.38	101.30	96.40	94.36	92.33	90.26	88.25	86.21	84.05
5 Lowest	106.13	103.97	101.75	92.33	90.26	88.25	86.21	84.05	81.99	80.03	77.97



Manufactured Housing, Class 1

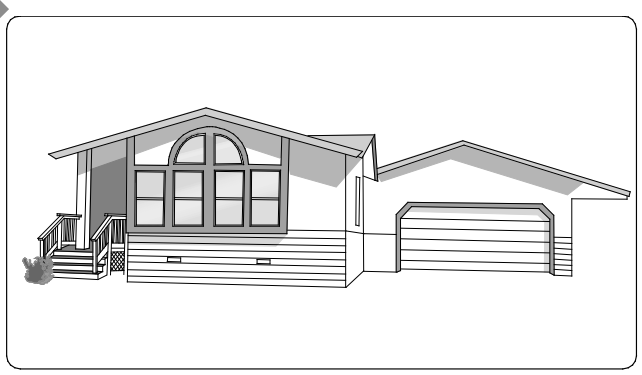

Manufactured Housing, Class 3

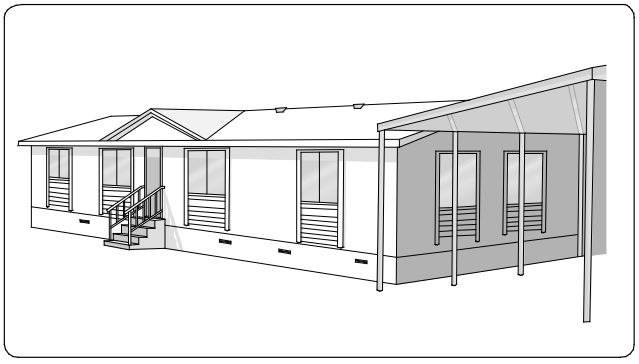

Manufactured Housing, Class 4



Manufactured Housing, Class 5

Online Preview

TO BUY THIS COMPLETE REFERENCE GUIDE, GO TO https://Craftsman-Book.com

TO BUY THIS COMPLETE REFERENCE GUIDE, GO TO https://Craftsman-Book.com

Additional Costs

Permanent Foundation, in place of setting on piers

Single Story	
Less than 1,000 square feet of floor area	$9,900 to $17,500
Over 1,000 square feet to 1,800 square feet of floor area	$17,500 to $31,800
Over 1,800 square feet to 2,500 square feet of floor area	$31,800 to $52,400

For two-story units, use the footprint of the first floor and select a figure higher in the range of costs. For difficult site conditions, such as a high water table, heavy clay soil, rock, over 3' foundation depth or a sloping site, use a figure in the higher range of costs.

Air Conditioning

Central air for use by existing furnace and ducts	
2 ton, up to 1,100 S.F.	$3,900
2-1/2 to 3 ton, over 1,100 to 1,600 S.F.	$4,500
4 to 5 ton, over 1,600 to 2,500 S.F.	$5,000 to $5,900
Cost per unit	
Thru-wall small unit 1/2 H.P., 6,000 Btu	$1,370
Thru-wall large unit 1 H.P., 12,000 Btu	$1,800
Evaporative cooler, roof mounted	$1,300 to $2,000
Wiring for air conditioning	$250 to $520

Built-Ins

Dishwasher (included in classes 1, 2 & 3)	$1,070 - $1,420
Garbage disposal (included in all base cost, deduct if missing)	$220 - $1,320
Built-in microwave oven	$590 - $830
Trash compactor	$970 - $1,210
Wet bar (walk-up – if not included in class)	$840 - $1,030
Wet bar (walk behind – if not included in class)	$2,800 - $3,000
Separate shower in master bath	$960 - $1,220
One-half bath: toilet, sink, and pullman	$1,890 - $2,030
Bathroom sink or laundry sink	$400
Fireplace (permanent – includes flue)	$3,700 - $5,000
Fireplace (free standing – includes flue)	$1,700 - $3,070
Built-in buffet-hutch (included in classes 1 and 2)	$1,280 - $1,620
Whirlpool tub in master bath	$1,560 - $1,910

Porches and Decks (no roofs included)

Wood deck at home floor level with handrail, skirting, steps and outdoor carpet, per square foot of porch or deck	$20.80 to $29.20

Skirting, cost per linear foot of skirt

Lightweight aluminum panels	$7.40
Lap aluminum siding	$13.15
Painted hardboard panels	$17.10
Flagstone-type aluminum panels	$13.20
Concrete composite panels	$22.05 - $27.50
Vinyl panels	$14.70
Brick or stone	$23.10

Storage Buildings, Garages, per S.F. of floor

Aluminum exterior	$21.42
Enameled steel exterior	$16.89
Hardboard panel exterior	$37.54

Figure the garage cost per SF at 2/3 of the home cost per SF.

Tie Downs

Cork screw anchor and straps, per each	$108 - $161

Steps and Rails, per flight to 36" high

Fiberglass steps	$273 - $427
Handrail	$62 - $93

Carport, Porch, or Deck Roof, per S.F. covered

Aluminum supports and roof cover, free standing	$15.35 - $20.60
Aluminum supports and roof cover, attached to house	$9.90 - $14.45
Wood supports and enameled steel cover, free standing	$18.15 - $22.60

Screen Wall Enclosure, per linear foot of 8' wall

Wood frame with screen walls and door	$71.00
Wood or aluminum frame with screen and glass walls, with door	$124.00

Roof Snowload Capability

Cost per square foot of roof	
30 pound design load	$.78 - $1.25
40 pound design load	$1.24 - $2.25
50 pound design load	$2.25 - $2.98
60 pound design load	$2.97 - $3.97
80 pound design load	$3.76 - $5.97
100 pound design load	$4.95 - $6.85
175 pound design load	$6.28 - $7.57

Online Preview

TO BUY THIS COMPLETE REFERENCE GUIDE, GO TO https://Craftsman-Book.com

TO BUY THIS COMPLETE REFERENCE GUIDE, GO TO https://Craftsman-Book.com

Quality Classification

	Class 1 Best Quality	Class 2 Good Quality	Class 3 High Average Quality	Class 4 Low Average Quality	Class 5 Minimum Quality
Foundation (9% of total cost)	Conventional crawl space built on a sloping site.	Conventional crawl space built on a sloping site.	Conventional crawl space, footing over 40" deep.	Concrete slab or crawl space with 30" footing.	Concrete slab.
Floor Structure (12% of total cost)	Engineered wood, steel or concrete exceeding code requirements, complex plan, changes in elevation.	Engineered wood or steel built to meet code requirements, changes in shape and elevation.	Standard wood frame with irregular shape and changes in elevation.	Standard wood frame or concrete slab, simple floor plan.	Simple slab on grade with no changes in elevation.
Walls and Exterior Finish (12% of total cost)	Complex wood or light steel frame, stone or masonry veneer, 10' average wall height.	Wood or light steel frame, masonry veneer at entrance, good wood or stucco siding.	Wood or light steel frame, decorative trim at entrance, plywood or stucco siding, simple framing plan.	Wood frame, some ornamental details at entrance, plywood or hardboard siding.	Wood frame, little or no ornamentation, inexpensive stucco or hardboard siding.
Roof & Cover (10% of total cost)	Complex roof plan, good insulation, tile or good shake cover.	Good insulation, good shake, tile or 5-ply built-up roof.	4-ply built-up roof, some portions heavy shake or tile.	4-ply built-up roof, some portions shake or composition shingles.	4-ply built-up roof or minimum grade composition single.
Windows and Doors (5% of total cost)	Many large, good quality vinyl or metal windows, architectural grade doors.	Large, good-quality vinyl or metal windows, commercial grade doors.	Good quality vinyl or metal windows, residential grade doors.	Standard residential-grade doors and windows.	Minimum grade doors and windows.
Interior Finish (8% of total cost)	Gypsum board with heavy texture or plaster, some paneled walls, cathedral ceiling at entry, built-in cases, several wall offsets and level changes.	Textured gypsum board, some paneled walls, decorative or stain grade trim at entrance or living room, several irregular walls and wall openings.	Textured 1/2" gypsum board, several irregular walls or wall openings, few ornamental details, standard grade trim and wall molding.	Textured 1/2" gypsum board, some wall-cover or hardboard paneling, most walls are rectangular, standard grade trim and wall molding.	1/2" gypsum board with smooth finish, no ornamental details, doors and windows are the only wall openings.
Floor Finish (5% of total cost)	Masonry or stone tile entry, good hardwood or deluxe carpet in most rooms, good sheet vinyl in other rooms.	Masonry or tile at entry, hardwood or good carpet in most rooms, sheet vinyl in other rooms.	Hardwood or tile at entry, standard carpet in most rooms, sheet vinyl in kitchen and bath.	Average quality carpet or hardwood in most rooms, sheet vinyl or resilient tile in kitchen.	Minimum carpet or resilient tile throughout.
Interior Features (5% of total cost)	Breakfast bar or nook, formal dining room, one walk-in closet, linen closet utility room or pantry.	Formal dining room ample closet space linen closet and utility closet, extra shelving.	Separate dining area, good closet space, linen closet and small utility closet.	Dining area is in the kitchen, small closet in each bedroom, linen closet.	Dining area is part of kitchen, minimum closet space, minimum shelving.
Bath Detail (4% of total cost)	Good tile shower, 8' simulated marble top.	Tile shower, 6' vanity cabinet and top.	Better vanity cabinet and good wall cabinet.	Good vanity cabinet, good medicine cabinet.	Vanity and one small medicine cabinet.
Kitchen (8% of total cost)	16 LF of better hardwood wall and base cabinets, synthetic stone top, 6 very good built-in appliances.	12 LF of good hardwood wall and base cabinets, tile or acrylic top, 5 good built-in appliances.	8 LF of standard hardwood wall and base cabinets, acrylic top, 4 standard grade built-in appliances.	6 LF of low-cost wall and base cabinets, laminate counter top, 4 standard grade appliances.	5 LF of low-cost. wall & base cabinets, laminate counter top, low cost appliances.
Electrical (10% of total cost)	Ample recessed lighting, task lighting in kitchen and bath, security & computer, networks, good chandelier.	Recessed lighting in most rooms, good task lighting in kitchen & bath, security & computer networks.	Recessed lighting in kitchen and living room, switched receptacles in bedrooms, wired for cable TV.	Low-cost recessed lighting in kitchen and living room, switched receptacles in other rooms, cable TV.	Fluorescent ceiling fixture in kitchen, switched receptacles in other rooms.
Plumbing (12% of total cost)	Four excellent fixtures per bathroom, copper supply and drain lines.	Three good fixtures per bathroom, copper supply and drain lines.	Three standard fixtures per bathroom, copper supply and plastic drain lines.	Three low cost fixtures per bathroom, plastic supply and drain lines.	Three minimum-grade fixtures per bathroom, plastic supply & drains.
Plumbing costs assume 1 bathroom per unit. See page 30 for the costs of additional bathrooms.					
For Masonry Walls	Good textured block, tile or decorative brick.	Colored or detailed block tile or decorative brick.	Colored concrete block, tile or decorative brick.	Colored concrete block or brick.	Concrete block or common brick.
When masonry walls are used in lieu of wood or light steel frame walls, add 9% to the appropriate S.F. cost.					

Note: Use the percent of total cost to help identify the correct quality classification. Exceptional class multi-family residences have architectural details and features uncommon in conventional apartment buildings. Many exceptional class multi-family structures are designed for sale or conversion to condominium ownership.

Online Preview

TO BUY THIS COMPLETE REFERENCE GUIDE, GO TO https://Craftsman-Book.com

TO BUY THIS COMPLETE REFERENCE GUIDE, GO TO https://Craftsman-Book.com

Multi-Family Residences – Apartments

2 or 3 Units

Estimating Procedure

1. Establish the structure quality class by applying the information on page 19.
2. Multiply the average unit area by the appropriate square foot cost below. The average unit area is found by dividing the building area on all floors by the number of units in the building. The building area should include office and utility rooms, interior hallways and interior stairways.
3. Multiply the total from step 2 by the correct location factor listed on page 7 or 8.
4. Add, when appropriate, the cost of balconies, porches, garages, heating and cooling equipment, basements, fireplaces, carports, appliances and plumbing fixtures beyond that listed in the quality classification. See the cost of these items on pages 27 to 31.
5. Costs assume one bathroom per unit. Add the cost of additional bathrooms from page 30.

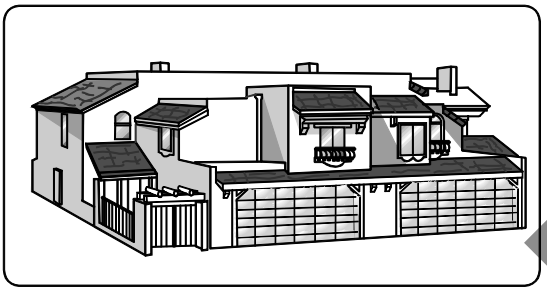

Multi-Family, Class 2



Multi-Family, Class 4

Online Preview

Average Unit Area in Square Feet

Quality Class	400	450	500	550	600	650	700	750	800	900	1,000
Exceptional	318.49	304.52	296.92	290.17	285.01	280.31	276.78	272.75	270.38	265.73	261.38
1, Best	279.73	267.37	260.73	254.83	250.15	246.22	243.09	239.51	237.47	233.23	229.60
1, & 2	245.31	234.51	228.62	223.38	219.46	215.94	213.13	210.19	208.23	204.45	201.26
2, Good	214.63	205.28	200.08	195.60	192.06	188.87	186.56	183.89	182.22	178.95	176.15
2 & 3	196.30	187.64	183.06	178.77	175.62	172.91	170.58	168.27	166.67	163.80	161.13
3, Hi Average	179.64	171.61	167.40	163.74	160.74	158.17	155.99	154.00	152.47	149.72	147.41
3 & 4	165.84	158.52	154.64	151.03	148.34	146.10	144.18	142.10	140.86	138.30	136.13
4, Lo Average	153.23	146.40	142.75	139.47	137.02	134.83	132.99	131.19	130.06	127.75	125.64
4 & 5	141.49	135.18	131.82	128.84	126.45	124.43	122.91	121.14	120.11	117.85	115.95
5 Minimum	130.56	124.92	121.73	118.95	116.92	114.96	113.40	112.01	110.91	108.76	107.15

Average Unit Area in Square Feet

Quality Class	1,100	1,200	1,300	1,400	1,500	1,600	1,700	1,800	1,900	2,000	2,200
Exceptional	258.30	255.52	253.26	251.36	249.74	248.26	246.99	245.87	244.83	244.02	243.27
1, Best	226.71	224.60	222.38	220.80	219.31	218.01	216.92	216.13	215.07	214.30	213.72
1, & 2	198.89	196.85	195.05	193.53	192.47	191.22	190.21	189.46	188.63	188.11	187.47
2, Good	173.97	172.29	170.75	169.46	168.40	167.32	166.53	165.75	165.07	164.44	164.00
2 & 3	159.30	157.45	156.30	154.95	154.01	153.05	152.31	151.77	151.01	150.55	150.04
3, Hi Average	145.67	144.18	142.89	141.71	140.87	140.04	139.28	138.88	138.06	137.67	137.26
3 & 4	134.53	133.01	131.87	130.83	130.12	129.24	128.77	128.03	127.50	127.16	126.73
4, Lo Average	124.22	122.91	121.75	120.85	120.13	119.41	118.75	118.23	117.74	117.37	117.02
4 & 5	114.69	113.52	112.57	111.55	110.96	110.23	109.64	109.27	108.70	108.39	108.06
5 Minimum	105.81	104.83	103.86	103.10	102.39	101.74	101.29	100.77	100.45	100.00	99.78

Note: Work outside metropolitan areas may cost 2 to 6% less. Add 2% to the costs for second floor areas and 4% for third floor areas. Add 9% when the exterior walls are masonry.

TO BUY THIS COMPLETE REFERENCE GUIDE, GO TO https://Craftsman-Book.com

TO BUY THIS COMPLETE REFERENCE GUIDE, GO TO https://Craftsman-Book.com

Motels

Quality Classification

	Class 1 Best Quality	Class 2 Good Quality	Class 3 Average Quality	Class 4 Low Quality
Foundation (4%)	Concrete slab	Concrete slab	Concrete slab	Concrete slab
Foundation costs will vary greatly with substrate, type, and location.				
Framing* (20% of total Cost)	Wood frame.	Wood frame.	Wood frame.	Wood frame.
Windows (2% of total Cost)	Large, good quality.	Average number and quality.	Average number and quality.	Small, few, low cost.
Roofing (8% of total Cost)	Heavy, shake, tile or slate.	Medium shake or good built-up with large rock, inexpensive tile.	Wood or good composition shingle, light shake, or good built-up with rock.	Inexpensive shingles or built-up with rock.
Overhang (2% of total Cost)	36" open or 24" closed.	30" open or small closed.	16" open.	12" to 16" open.
Exterior Walls (10% of total Cost)	Good wood or stucco, masonry veneer on front.	Good wood siding or stucco with some veneer.	Hardboard, wood shingle, plywood or stucco.	Low cost stucco, hardboard or plywood.
Flooring (5% of total Cost)	Good carpet, good sheet vinyl.	Good carpet, sheet vinyl or inlaid resilient.	Average carpet, average resilient tile in bath.	Minimum tile or low cost carpet.
Interior Finish (23% of total cost including finish carpentry, wiring, lighting, etc.)	Gypsum board with heavy texture or plaster with putty coat. Some good sheet wall cover or paneling.	Gypsum board, taped, textured and painted or plaster. Some wall-paper.	Gypsum board taped and textured or colored interior stucco.	Minimum gyp-sum board.
Baths (15% of total Cost)	Vinyl or foil wall cover, ceramic tile over tub with glass shower door, ample mirrors.	Ceramic tile over tub with glass shower door.	Plastic coated hard-board with low cost glass shower door.	Plastic coated hardboard with one small mirror.
Plumbing** (9% of total Cost)	Copper tube, good quality fixtures.	Galvanized pipe, good fixtures.	Average cost fixtures.	Plastic pipe, low cost fixtures.
Special Features (2% of total Cost)	8' sliding glass door, 8' to 10' tile pullman in bath.	8' sliding glass door, good tile or plastic top pullman in bath.	Small tile or plastic pullman in bath.	None.
***For Masonry Walls**	8" textured face reinforced masonry.	8" colored or detailed reinforced masonry.	8" colored block or common brick, reinforced.	8" painted concrete block.
Note: When masonry walls are used in lieu of wood frame walls add 8% to the appropriate cost				
****Add the Following Amounts per Kitchen Unit**				
Kitchens	Good sink, 8' to 10' of good cabinets and drainboard - $4,300	Average sink and 6' to 8' average cabinet and drainboard - $3,940	Low cost sink, and 5' of cabinets and drainboard - $2,840	Minimum sink, cabinets and drainboard - $2,410
Add the cost of built-in kitchen fixtures from the table of costs for built-in appliances on page 29.				

Note: Use the percent of total cost to help identify the correct quality classification.

Online Preview

TO BUY THIS COMPLETE REFERENCE GUIDE, GO TO https://Craftsman-Book.com

TO BUY THIS COMPLETE REFERENCE GUIDE, GO TO https://Craftsman-Book.com

Motels

9 Units or Less

Estimating Procedure

1. Establish the structure quality class by applying the information on page 23.
2. Multiply the average unit area by the appropriate cost below. The average unit area is found by dividing the total building area on all floors (including office and manager's area, utility rooms, interior hallways and stairway area) by the number of units in the building.
3. Multiply the total from step 2 by the correct location factor listed on page 7 or 8.
4. Add, when appropriate, the cost of heating and cooling equipment, porches, balconies, exterior stairs, garages, kitchens, built-in kitchen appliances and fireplaces. See pages 23 and 27 to 31.

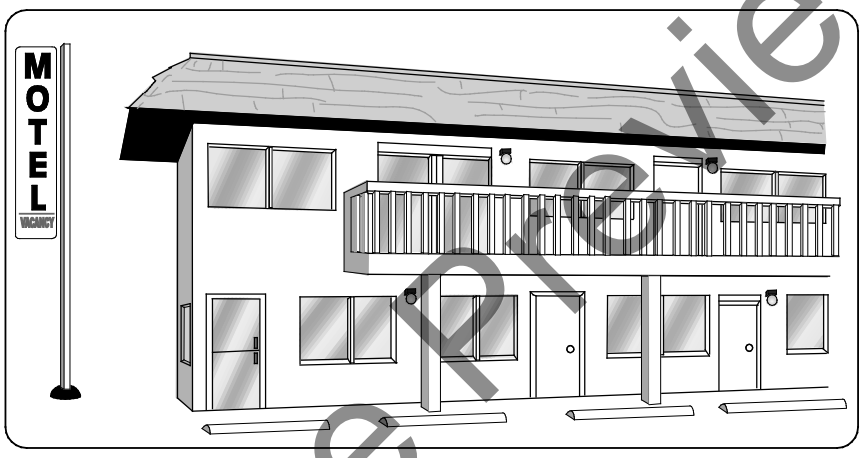

Motel, Class 3 & 4

Online Preview

Average Unit Area in Square Feet

Quality Class	200	225	250	275	300	330	375	425	500	600	720
1, Best	254.00	244.88	237.77	231.73	226.74	221.83	215.91	210.67	204.82	199.23	194.63
1 & 2	233.33	224.94	218.41	212.89	208.35	203.72	198.21	193.46	188.10	183.07	178.73
2, Good	216.50	208.82	202.66	197.60	193.35	189.16	184.02	179.65	174.59	169.85	165.92
2 & 3	198.95	191.92	186.22	181.54	177.67	173.78	169.03	165.03	160.42	156.13	152.55
3, Average	184.64	178.04	172.87	168.48	164.84	161.22	156.89	153.05	148.85	144.83	141.54
3 & 4	169.47	163.43	158.64	154.62	151.34	147.98	143.95	140.58	136.59	132.96	129.83
4, Low	154.91	149.31	144.91	141.35	138.25	135.29	131.59	128.48	124.84	121.45	118.62

Note: Add 2% for work above the first floor. Work outside metropolitan areas may cost 2 to 6% less. Add 8% when the exterior walls are masonry. Deduct 2% for area built on a concrete slab.

TO BUY THIS COMPLETE REFERENCE GUIDE, GO TO https://Craftsman-Book.com

TO BUY THIS COMPLETE REFERENCE GUIDE, GO TO https://Craftsman-Book.com

Motels

10 to 24 Units

Estimating Procedure

1. Establish the structure quality class by applying the information on page 23.
2. Multiply the average unit area by the appropriate cost below. The average unit area is found by dividing the total building area on all floors (including office and manager's area, utility rooms, interior hallways and stairway area) by the number of units in the building.
3. Multiply the total from step 2 by the correct location factor listed on page 7 or 8.
4. Add, when appropriate, the cost of heating and cooling equipment, porches, balconies, exterior stairs, garages, kitchens, built-in kitchen appliances and fireplaces. See pages 23 and 27 to 31.

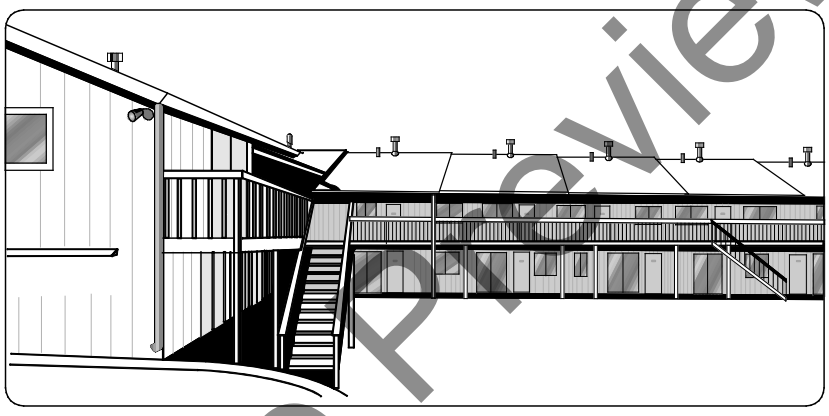

Motel, Class 3

Online Preview

Average Unit Area in Square Feet

Quality Class	200	225	250	275	300	330	375	425	500	600	720
1, Best	246.10	237.37	230.30	224.60	219.80	214.94	209.17	204.17	198.51	193.04	188.63
1 & 2	226.07	218.06	211.56	206.29	201.83	197.44	192.09	187.52	182.30	177.39	173.22
2, Good	209.96	202.53	196.46	191.53	187.47	183.37	178.39	174.08	169.22	164.70	160.92
2 & 3	192.86	185.96	180.35	175.87	172.13	168.22	163.82	159.87	155.40	151.17	147.71
3, Average	178.87	172.51	167.44	163.19	159.68	156.21	151.94	148.32	144.22	140.36	137.04
3 & 4	164.16	158.32	153.68	149.77	146.59	143.36	139.44	136.19	132.30	128.80	125.81
4, Low	150.07	144.67	140.43	136.96	133.98	131.11	127.49	124.47	121.03	117.77	115.03

Note: Add 2% for work above the first floor. Work outside metropolitan areas may cost 2 to 6% less. Add 8% when the exterior walls are masonry. Deduct 2% for area built on a concrete slab.

TO BUY THIS COMPLETE REFERENCE GUIDE, GO TO https://Craftsman-Book.com

TO BUY THIS COMPLETE REFERENCE GUIDE, GO TO https://Craftsman-Book.com

Motels

Over 24 Units

Estimating Procedure

1. Establish the structure quality class by applying the information on page 23.
2. Multiply the average unit area by the appropriate cost below. The average unit area is found by dividing the total building area on all floors (including office and manager's area, utility rooms, interior hallways and stairway area) by the number of units in the building.
3. Multiply the total from step 2 by the correct location factor listed on page 7 or 8.
4. Add, when appropriate, the cost of heating and cooling equipment, porches, balconies, exterior stairs, garages, kitchens, built-in kitchen appliances and fireplaces. See pages 23 and 27 to 31.



Motel, Class 2 & 3

Online Preview

Average Unit Area in Square Feet

Quality Class	200	225	250	275	300	330	375	425	500	600	720
1, Best	237.99	229.50	222.70	217.16	212.42	207.80	202.20	197.43	191.95	186.73	182.47
1 & 2	218.74	210.87	204.60	199.54	195.21	190.92	185.76	181.37	176.32	171.55	167.61
2, Good	203.03	195.88	190.00	185.26	181.34	177.32	172.62	168.37	163.78	159.30	155.66
2 & 3	186.49	179.78	174.48	170.17	166.42	162.81	158.46	154.55	150.34	146.32	142.98
3, Average	172.96	166.76	161.90	157.83	154.40	151.09	147.00	143.50	139.49	135.70	132.62
3 & 4	158.75	153.03	148.48	144.73	141.69	138.67	134.82	131.60	128.01	124.54	121.66
4, Low	145.15	139.91	135.72	132.32	129.48	126.70	123.26	120.32	117.01	113.92	111.19

Note: Add 2% for work above the first floor. Work outside metropolitan areas may cost 2 to 6% less. Add 8% when the exterior walls are masonry. Deduct 2% for area built on a concrete slab.

TO BUY THIS COMPLETE REFERENCE GUIDE, GO TO https://Craftsman-Book.com

TO BUY THIS COMPLETE REFERENCE GUIDE, GO TO https://Craftsman-Book.com

Additional Costs for Residential Structures

Covered Porches

Estimate covered porches by applying a fraction of the main building square foot cost.

Porch Description	Suggested Fraction
Ground level floor (usually concrete) without banister, with no ceiling and shed-type roof.	1/4 to 1/3
High (house floor level) floor (concrete or wood) with light banister, no ceiling and shed-type roof.	1/3 to 1/2
Same as above with a finished ceiling and roof like the residence (most typical).	1/2
Same as above but partially enclosed with screen or glass.	1/2 to 2/3
Enclosed lean-to (sleeping porch, etc.) with lighter foundation, wall structure, interior finish or roof than that of house to which it is attached.	1/2 to 3/4
Roofed, enclosed, recessed porch, under the same roof as the main building and with the same type and quality foundation (includes shape costs).	3/4
Roofed, enclosed, recessed porch with the same type roof and foundation as the main building (includes shape costs).	4/4
Good arbor or pergola with floor.	1/4 to 1/3

Uncovered Concrete Decks, cost per square foot, 4" thick concrete

	On Grade	1' High	2' High	3' High	4' High
Less than 100 square feet	$12.30	$17.20	$27.65	$38.81	$56.59
100 to 200 square feet	11.20	15.52	22.42	31.54	42.03
200 to 400 square feet	9.52	12.30	19.21	27.96	36.22
Over 400 square feet	9.22	11.20	16.89	22.42	29.19

Uncovered Wood Decks, cost per square foot, 2" thick deck with typical steps and railing

1' to 4' above ground.	$27.89 to $29.93
Over 4' to 6' above ground	32.80 to 42.34
Over 6' to 9' above ground	34.18 to 44.21
Over 9' to 12' above ground	35.57 to 46.99
Over 12' above ground	37.26 to 48.73

Porch Roofs, cost per square foot based on wood shingle cover

Type	Cost per Square Foot
Unceiled shed roof	$10.20 to $12.10
Ceiled shed roof	17.13 to 19.31
Unceiled gable roof	11.40 to 14.85
Ceiled gable roof	19.30 to 21.50
(See the figures at the right for other roof cover)	

Alternate Roof Covers	Cost Difference per S.F.
Corrugated aluminum	Deduct $.88 to $1.10
Roll asphalt	Deduct .87 to .97
Fiberglass shingles	Deduct 1.08 to 1.19
Wood shakes	Add 1.18 to 1.83
Clay or concrete tile	Add 6.83 to 8.36
Slate	Add 7.60 to 10.50

Residential Basements, cost per square foot, including stairs

Size	Unfinished Basements	Finished Basements
Less than 400 square feet	$36 to $59	$55 to $82
400 - 1,000 square feet	27 to 39	45 to 51
Over 1,000 square feet	24 to 29	41 to 48

These basement costs assume normal soil conditions, 7' headroom, no plumbing, partitions or windows. Unfinished basements have reinforced concrete floors and concrete or concrete block walls, a floor drain, stairway with a landing and handrail, open ceilings and one switched light fixture. Finished residential basements have a tile ceiling, resilient flooring, wood panel walls and lighting similar to Class 5 residences. Residential basements are common in climates where footing depths must be 4' or more to prevent frost heaving. These figures assume the residence is in an area where minimum footing depth is 4 feet. Where climate doesn't influence footing depth, unfinished basement costs will be 20% to 50% higher.

Online Preview

TO BUY THIS COMPLETE REFERENCE GUIDE, GO TO https://Craftsman-Book.com

TO BUY THIS COMPLETE REFERENCE GUIDE, GO TO https://Craftsman-Book.com

Additional Costs for Residential Structures

Balconies, Standard Wood Frame, cost per square foot, including foundations

Supported by 4" x 4" posts, 2" wood floor, open on underside, open 2" x 4" railing.	$24.40 to $26.30
Supported by 4" x 4" posts, 2" wood floor, sealed on underside, solid stucco or wood siding on railing.	29.60 to 31.30
Supported by steel columns, lightweight concrete floor, sealed on underside, solid stucco or open grillwork railing.	43.90 to 48.50

Heating and Cooling Equipment

Prices include wiring and minimum duct work.
Use the higher figures for smaller residences and in more extreme climates where greater heating and cooling density is required. Cost per square foot of heated or cooled area.

Type	Perimeter Outlets	Overhead Outlets
Central Ducted Air Systems, Single Family		
Forced air heating	$6.53 to $7.26	$5.12 to $5.87
Forced air heating and cooling	7.39 to 8.80	6.92 to 7.45
Gravity heat	4.74 to 6.38	—
Central Ducted Air Systems, Multi-Family		
Forced air heating	5.76 to 6.23	5.42 to 6.21
Forced air heating and cooling	7.83 to 8.62	6.85 to 7.37
Motel Units		
Forced air heating	6.64 to 7.16	6.47 to 7.06
Forced air heating and cooling	7.97 to 8.62	7.72 to 7.98
Circulating hot and cold water system	15.25 to 18.46	15.48 to 18.46

Floor and Wall Furnaces, cost each

Single floor unit	$1,250 to $1,450
Dual floor unit	2,180 to 2,370
Single wall unit	830 to 990
Dual wall unit	1,520 to 1,810
Thermostat control, add	136 to 166

Electric Baseboard Units, cost each

500 watts, 3'	$235 to $277
1,000 watts, 4'	361 to 410
1,500 watts, 6'	395 to 450
2,000 watts, 8'	500 to 580
2,500 watts, 10'	590 to 666
3,000 watts, 12'	720 to 790

Outside Stairways, cost per square foot of horizontal step area

Standard wood frame, wood steps with open risers, open on underside, open 2" x 4" railing, unpainted.	$19.19 to $21.12
Standard wood frame, solid wood risers, sealed on underside, solid stucco or wood siding on railing.	23.11 to 27.30
Precast concrete steps with open risers, steel frame, pipe rail with ornamental grillwork.	50.38 to 56.18

Electric vehicle (EV) charging station hookup. 220 volt Level 2 wall mounted NEMA 14-50 receptacle, 60amp breaker and 10' of 6-gauge 3 conductor cable.

32 amp	$270
40 amp	305
50 amp	365
Add for Level 2 charging station, hard wired	870

Ductless mini-split heating and cooling unit. Includes pad-mounted compressor-condenser, 8' of insulated copper refrigerant lines, PVC condensate drain, control wiring, PVC wall chase, clamps, brackets, interior wall-mounted evaporator and wireless control.

9,500 BTU (3/4 ton, 110 volt)	$1,130
18,000 BTU (1-1/2 ton, 230 volt)	1,420
24,000 BTU (2 ton, 230 volt)	1,780
42,000 BTU (3-1/2 ton, 230 volt, 5-zone)	5,730

Window Type or Thru-the-Wall Refrigerated Room Coolers, cost each

1/3 ton	$181 to $225
1/2	650 to 790
3/4	327 to 390
1	399 to 470
1-1/2	565 to 670
2	960 to 1,150

Ton = 12,000 Btu

Electric Wall Heaters, cost each

500 watts	$170 to $206
1,000	171 to 210
2,000	198 to 236
3,000	223 to 268
Add for circulating fan	94 to 139
Add for thermostat	63 to 140

Online Preview

TO BUY THIS COMPLETE REFERENCE GUIDE, GO TO https://Craftsman-Book.com

TO BUY THIS COMPLETE REFERENCE GUIDE, GO TO https://Craftsman-Book.com

Additional Costs for Residential Structures

Appliances. Add these costs only when the appliance is not included in the quality class. Includes installation.

Built-in single wall oven with broiler	$721	to	$869	Range hood and fan	$215	to	$510
Built-in double wall oven with microwave	1,300	to	2,460	Franklin or Buck stove			
Drop-in range with single oven, economy	577	to	869	Steel, cast iron front	1,720	to	2,600
Drop-in range with single oven, excellent	1,440	to	2,700	Steel, cast iron front, glass door	2,610	to	3,600
Range top, four elements				All cast iron, glass panel door	4,480	to	6,460
Residential grade, without grill	648	to	1,230	Under counter 5 CF refrigerator	800	to	1,160
Residential grade, with grill	1,070	to	1,810	Central vacuum, 3 to 5 outlets	2,460	to	4,920
Commercial grade	4,920	to	8,230	Dishwasher	393	to	1,450
Hot water circulator	799	to	864	Garbage disposal	262	to	610
Instant hot water dispenser	655	to	930	Trash compactor	494	to	830

Fireplaces, cost each, including reinforced foundation, flue, cap, gas line and valve.

	1 Story	2 Story
Freestanding wood burning heat circulating prefab metal fireplace with interior flue, base and cap	$2,465	$3,030
36" wide zero-clearance enclosed metal firebox, brick face, wood mantel	2,860	3,290
48" wide zero-clearance enclosed metal firebox, raised hearth, brick face and mantel	3,940	4,440
Masonry, 5' base, common brick or block on interior face, wood or brick mantle	5,310	7,200
Masonry, 6' base, used brick or natural stone on interior face, raised hearth	12,400	14,800
Masonry, 8' base, used brick or natural stone on interior face, raised hearth	14,900	21,900

Residential Garages and Carports

Attached and detached garages for single family dwellings usually fall in the same quality class as the main structure. Costs are per SF of floor based on wood or light steel construction. Add 8% if exterior walls are masonry. Attached garages assume a common roof and a 20 foot wall in common with the main structure. Multiply the square foot cost below by the correct location factor on page 7 or 8 to find the square foot cost for any garage. Costs include interior finish and one light fixture per 300 SF of floor. Deduct 10% to 18% if interior walls are unfinished. Where dwelling and exterior garage walls are in vertical alignment with second floor walls, the garage cost per SF will be about 2/3 of the main dwelling cost per SF if finished and 1/2 of the main dwelling cost if unfinished. Carports with wood or steel posts, an asphalt floor, and built-up or metal roof will cost $17.30 to $20.10 per SF.

Square Foot Area for Attached Garages for Single Family Dwellings

Quality Class	220	260	280	320	360	400	440	480	540	600	720
1, Luxury	219.00	208.67	204.27	197.87	190.41	185.69	180.13	175.69	171.35	167.07	162.92
1, & 2	189.99	181.19	177.55	171.69	165.81	161.68	156.87	152.98	149.16	145.46	141.85
2, Semi-Luxury	142.80	136.38	133.78	129.43	124.99	121.89	118.26	115.32	112.48	109.66	106.92
2 & 3	115.53	108.22	106.55	105.14	101.52	99.01	96.04	93.70	91.36	89.08	86.88
3, Best Std.	96.03	91.84	90.17	87.30	84.60	82.48	80.04	78.01	76.11	74.20	72.35
3 & 4	81.31	78.02	76.70	74.37	71.67	69.91	67.82	66.12	64.47	62.89	61.33
4, Good Std.	72.01	68.68	67.46	65.65	63.45	61.85	60.02	58.52	57.07	55.65	54.29
4 & 5	67.94	64.28	62.81	60.74	58.59	57.12	55.40	54.03	52.67	51.39	50.11
5 Avg. Std.	63.61	59.72	58.30	56.09	53.69	52.34	50.77	49.52	48.31	47.08	45.94
5 & 6	56.44	53.30	52.11	50.09	48.26	47.03	45.62	44.48	43.41	42.32	41.25
6, Min. Std.	49.46	46.89	46.15	44.63	42.92	41.84	40.62	39.59	38.58	37.66	36.70

Square Foot Area for Detached Garages for Single Family Dwellings

Quality Class	220	260	280	320	360	400	440	480	540	600	720
1, Luxury	249.11	230.23	223.37	211.44	207.25	200.70	191.95	187.20	182.53	178.00	173.59
1, & 2	214.62	199.00	192.64	182.79	179.48	173.77	166.23	162.09	158.06	154.11	150.29
2, Semi-Luxury	159.97	148.74	144.35	136.99	134.63	130.36	124.65	121.58	118.56	115.62	112.72
2 & 3	129.33	120.14	116.48	110.63	108.83	105.35	100.78	98.27	95.81	93.45	91.12
3, Best Std.	107.07	99.43	96.51	91.78	90.30	87.45	83.59	81.54	79.49	77.55	75.61
3 & 4	94.84	88.28	85.64	81.52	80.32	77.70	74.36	72.52	70.69	68.96	67.23
4, Good Std.	83.64	77.89	75.59	71.85	70.79	68.53	65.56	63.90	62.35	60.80	59.28
4 & 5	77.29	71.93	69.84	65.80	65.52	63.45	60.68	59.17	57.71	56.24	54.86
5 Avg. Std.	73.02	66.86	64.47	60.80	59.49	57.59	55.07	53.69	52.37	51.06	49.81
5 & 6	61.45	56.76	54.79	51.98	51.10	49.48	47.31	46.12	44.98	43.88	42.77
6, Min. Std.	53.53	49.45	48.04	45.58	44.96	43.54	41.64	40.62	39.58	38.57	37.66

Online Preview

TO BUY THIS COMPLETE REFERENCE GUIDE, GO TO https://Craftsman-Book.com

TO BUY THIS COMPLETE REFERENCE GUIDE, GO TO https://Craftsman-Book.com

Additional Costs for Residential Structures

Costs for Multi-Family Residential Bathrooms beyond 1 per unit

	Class 1 Best Quality	Class 2 Good Quality	Class 3 High Average	Class 4 Low Average	Class 5 Minimum Quality
2 or 3 units					
2 fixture bath	$10,831	$8,717	$7,373	$6,143	$5,199
3 fixture bath	15,722	13,404	11,119	9,571	7,662
4 fixture bath	20,005	17,292	15,438	12,648	10,828
4 to 9 units					
2 fixture bath	9,996	8,287	6,927	5,788	4,772
3 fixture bath	14,146	12,287	10,576	8,792	7,074
4 fixture bath	19,576	16,575	13,702	11,418	9,432
10 or more units					
2 fixture bath	9,001	7,662	6,504	5,058	4,172
3 fixture bath	13,862	11,576	9,719	7,660	6,289
4 fixture bath	18,290	15,722	12,574	10,290	7,859

Half Story and Nonstandard Areas

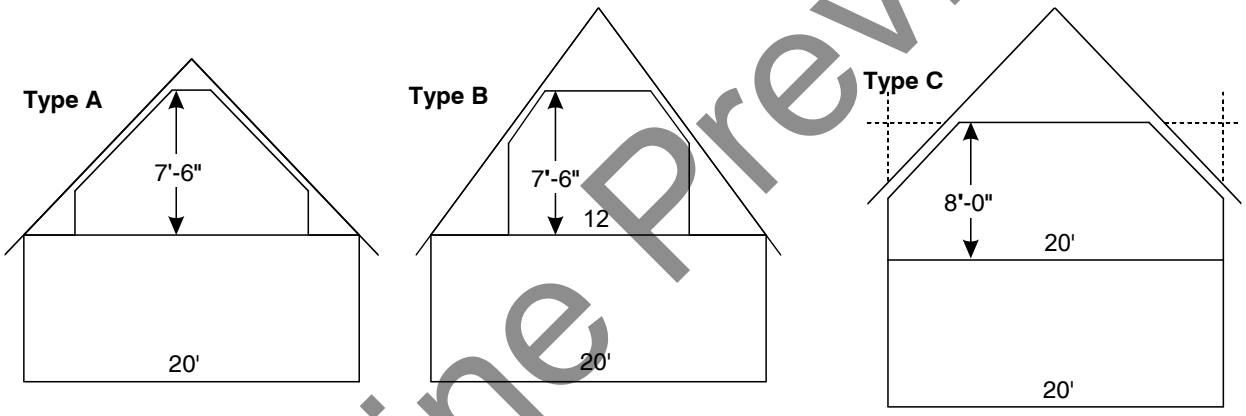

Use a fraction of the basic square foot cost for figuring the reduced headroom floor area.
Type "C" includes typical dormers.

Type	Same Finish As Main Area	Lesser Quality Finish
A	1/3	1/4
B	1/2	1/3
C	2/3	1/2

Above grade finished area (nonstandard) 4/5

Below grade finished area (nonstandard) 2/5

Elevators, per shaft cost for car and machinery

Hydraulic based on two stops

Capacity	100 F.P.M.	200 F.P.M.
2,000 lbs.	$52,300	$86,200
2,500 lbs.	55,600	88,800
3,000 lbs.	58,300	96,600
3,500 lbs.	—	101,600
4,000 lbs.	—	105,600

Add for deluxe car, $10,500. Add for each additional stop over 2: $3,940, baked enamel doors $10,790, stainless steel doors $11,300.

Electric based on six stops

Capacity	200 F.P.M.	250 F.P.M.	300 F.P.M.
2,000 lbs.	$130,900	$138,600	$143,800
2,500 lbs.	138,800	148,300	155,600
3,000 lbs.	148,800	162,600	168,000
3,500 lbs.	162,600	173,300	181,700
4,000 lbs.	172,300	187,200	195,800

Add $9,000 for a deluxe car. Add $10,500 for each additional stop over 6.

Homes Raised on Piles or Columns

	Add per SF of floor
Concrete columns on driven piles	$28.30 plus $1.18 per foot over 5' high
Concrete columns on grade beams	$12.50 plus $.86 per foot over 5' high

Online Preview

TO BUY THIS COMPLETE REFERENCE GUIDE, GO TO https://Craftsman-Book.com

TO BUY THIS COMPLETE REFERENCE GUIDE, GO TO https://Craftsman-Book.com

Multi-Family and Motel Garages Cost Per Square Foot

Braced timber piles or poured concrete columns

Garages built at ground level under a multi-family or motel unit. The costs below include the following components:

1. A reinforced concrete floor in all areas.
2. Exterior walls, on one long side and two short sides, made up of a wood frame and good quality stucco, wood siding or masonry veneer.
3. A finished ceiling in all areas.
4. The difference between the cost of a standard wood frame floor structure at second floor level and one at ground level.
5. An inexpensive light fixture for each 600 square feet.

Where no exterior walls enclose the two short sides, use $^{2}/_{3}$ of the square foot cost.

Garages built as separate structures for multi-family or motel units. The costs below include the following components:

1. Foundations.
2. A reinforced concrete floor in all areas.
3. Exterior walls on one long side and two short sides, made up of a wood frame and good quality stucco, wood siding or masonry veneer.
4. Steel support columns supporting the roof.

$4.00 plus $1.16 per foot over 5' high

5. A wood frame roof structure with composition tar and gravel, wood shingle or light shake cover. No interior ceiling finish.
6. An inexpensive light fixture for each 600 square feet.

Use the location modifiers on page 7 or 8 to adjust garage costs to any area.

Basement Garages

Costs listed below are per square foot of floor, including the horizontal area of stairs and the approach ramp. These costs assume a single-level garage is built on one level, approximately 5 feet below grade, directly below 2 to 4 story multi-family structure with perimeter walls in vertical alignment. These costs include:

1. Excavation to 5' below ground line.
2. Full wall enclosure.
3. Typical storage facilities.
4. Minimum lighting.
5. Concrete floors.

Use the location modifiers on page 7 or 8 to adjust garage costs to the site.

Online Preview

Ground Level Garages

Area	400	800	1,200	2,000	3,000	5,000	10,000	20,000
Cost	54.60	48.86	43.65	38.34	35.89	34.43	33.47	31.90

Separate Structure Garages

Area	400	800	1,200	2,000	3,000	5,000	10,000	20,000
Cost	62.63	55.75	51.17	48.56	46.48	44.60	42.70	41.77

Basement Garages

Type	5,000	7,500	10,000	15,000	20,000	30,000	40,000	60,000
Reinforced concrete exterior walls and columns. Flat concrete roof slab.	83.29	76.19	72.90	71.87	69.75	68.92	67.94	67.20
Concrete block exterior walls, reinforced concrete columns. Flat concrete roof slab.	82.80	77.59	72.52	70.53	69.04	68.11	67.13	64.91
Concrete block exterior walls, steel posts and beams, light concrete/metal roof fireproofed with spray plaster.	77.67	71.03	67.63	58.59	56.03	62.85	60.88	59.93
Concrete block exterior walls, wood posts and beams, light concrete/metal roof fireproofed with spray plaster.	69.30	65.84	61.75	57.51	55.69	54.94	54.06	53.06
Add for each security gate	5.05	3.68	3.10	2.30	1.94	1.57	1.36	1.20

TO BUY THIS COMPLETE REFERENCE GUIDE, GO TO https://Craftsman-Book.com

TO BUY THIS COMPLETE REFERENCE GUIDE, GO TO https://Craftsman-Book.com

Cabins and Recreational Dwellings

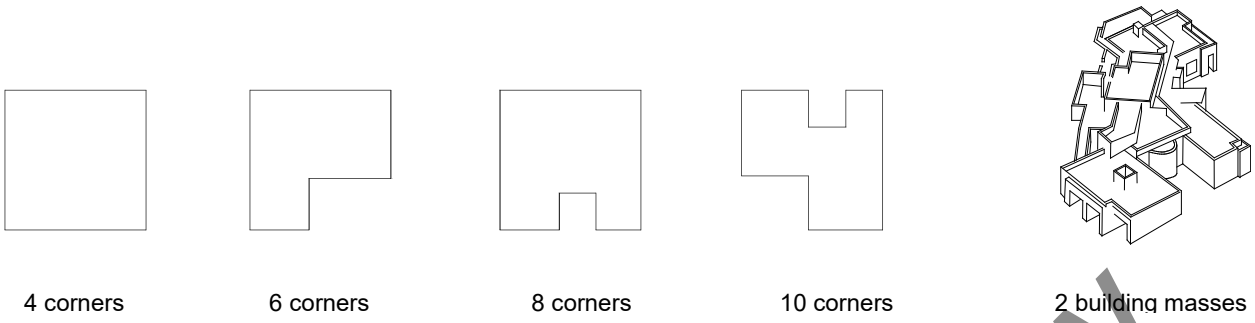

Example of Dwelling Shapes

Cabins and recreational dwellings are designed for single family occupancy, usually on an intermittent basis. These structures are characterized by a more rustic interior and exterior finish and often have construction details which would not meet building requirements in metropolitan areas. Classify these structures into either "conventional type" or "A-frame" construction. Conventional dwellings have an exterior wall which is approximately 8 feet high on all sides. A-frame cabins have a sloping roof which reduces the horizontal area 8 feet above the first floor to between 50% and 75% of the first floor area.

Conventional recreational dwellings vary widely in quality and the quality of construction is the most significant factor influencing cost. Conventional recreational dwellings are listed in six quality classes. Class 1 is the most expensive commonly encountered and Class 6 is the minimum commonly encountered. Nearly all conventional recreational dwellings built from stock plans will fall into Class 3, 4, 5, or 6. For convenience, these classes are labeled *Best Standard, Good Standard, Average Standard* or *Minimum Standard*. Class 1 residences are labeled *Luxury*. Class 2 residences are labeled *Semi-Luxury*. Class 1 and 2 residences are designed by professional architects, usually to meet preferences of the first owner.

The shape of the outside perimeter also has a significant influence on cost: The more complex the shape, the more expensive the structure per square foot of floor. The shape classification of multiple story or split-level conventional recreational dwellings should be based on the outline formed by the outermost exterior walls, including the garage area, regardless of the story level. Most conventional recreational dwellings fall into Classes 3, 4, 5 or 6 and have 4, 6, 8 or 10 corners, as illustrated above. Small insets that do not require a change in the roof line can be ignored when evaluating the outside perimeter.

Class 1 and 2 *(Luxury and Semi-Luxury)* conventional recreational dwellings have more than ten corners and are best evaluated by counting the "building masses." A building mass is a group of contiguous rooms on one or more levels with access at varying angles from a common point or hallway. The illustration at the right above represents a conventional recreational dwelling with two building masses. Most Class 1 and Class 2 conventional recreational dwellings have from one to four building masses, ignoring any attached garage. For convenience, cost tables for Class 1 and 2 conventional recreational dwellings with one, two, three or four building masses have been appended to cost tables for Class 3, 4, 5 and 6 conventional recreational dwellings with 4, 6, 8 and 10 building corners.

Conventional recreational dwellings which have features of two or more quality classes can be placed between two of the six labeled classes. The tables have five half-classes (1 & 2, 2 & 3, etc.) which can be applied to conventional recreational dwellings with some characteristics of two or more quality classes. If a portion of a conventional recreational dwelling differs significantly in quality from other portions, evaluate the square footage of each portion separately.

Cabins and recreational dwellings are often built under difficult working conditions and in remote sites. Individual judgments may be necessary in evaluating the cost impact of the dwelling location. The costs assume construction by skilled professional craftsmen. Where non-professional labor or second quality materials are used, use the next lower quality classification that might otherwise apply. If the structure is assembled from prefabricated components, use costs for the next lower half class.

Online Preview

TO BUY THIS COMPLETE REFERENCE GUIDE, GO TO https://Craftsman-Book.com

TO BUY THIS COMPLETE REFERENCE GUIDE, GO TO https://Craftsman-Book.com

Quality Classification

	Class 1 Luxury	Class 2 Semi-Luxury	Class 3 Best Std.	Class 4 Good Std.	Class 5 Average Std.	Class 6 Minimum Std.
Foundation (8% of total cost)	Reinforced concrete on a sloping site.	Reinforced concrete.	Reinforced concrete.	Reinforced concrete or concrete block.	Reinforced concrete or concrete block.	Wood piers, light concrete or block
Floor Structure (11% of total cost)	Engineered wood or steel, complex plan, elevation changes.	Engineered wood or steel trusses, good floor insulation.	Engineered wood or steel trusses, T&G sub-floor, good floor insulation.	Good wood frame with OSB sub-floor, some floor insulation.	Standard wood frame with OSB sub-floor, some floor insulation.	2" floor joists 16" on center with OSB sub-floor.
Wall Framing and Exterior Finish (14% of total cost)	Wood or steel, irregular walls, wood siding, stone, veneer, top-grade doors and windows.	Wood or steel, irregular walls, wood siding, stone veneer, better doors and windows.	Wood or steel, several wall offsets, plywood or lap siding, good grade doors and windows.	Wood or steel, shingle or plywood siding, some trim or veneer, average doors and windows.	Wood or steel, wood panel siding few or no offsets, commodity grade doors and windows.	Wood or steel, panel hardboard siding, minimum grade doors and windows.
Roof (13% of total cost)	Complex, heavy tile or metal cover, highly detailed.	Multi-pitch, shake, metal or good tile surface.	Dual-pitch, wood single or tile surface, gable over entrances.	Wood trusses, wood or good fiberglass shingle surface.	Simple wood frame, fiberglass shingle surface.	Wood frame, fiberglass shingle or roll roofing cover.
Floor Finish (5% of total cost)	Stone or masonry tile entry, inlaid hardwood or best carpet throughout.	Masonry entry, good hardwood or carpet in most rooms, good sheet vinyl elsewhere.	Hardwood or tile entry, carpet in most rooms sheet vinyl in kitchen and bathrooms.	Good sheet vinyl or average carpet in most areas, some hardwood or tile.	Sheet vinyl or tile on most areas, carpet in living room.	Composition tile or minimum grade sheet vinyl.
Interior Wall and Ceiling Finish (8% of total cost)	Top-grade paneling or wallboard with artistic finish, many offsets and wall openings, decorative details in most rooms.	Good wood paneling or textured wallboard with decorative details in most rooms, many wall openings, several racks and shelves.	Good hardwood veneer paneling or gypsum wallboard, some irregular walls, decorative details in living room, entry and kitchen.	1/2" gypsum wallboard with smooth finish, plywood paneling. at entry and living room, some decorative details.	1/2" gypsum wallboard with smooth finish, most walls are rectangular, doors and windows are the only openings.	Taped 1/2" gypsum wallboard, smooth or orange peel finish. Nearly all walls are regular, few decorative details.
Interior Features (5% of total cost)	Exposed beams or decorative details, 10' to 14' ceiling in great room, many sky widows, built-in shelving.	Great room has exposed beams, most rooms have windows on two sides, several framed openings.	Cathedral ceiling at entry or in master bedroom, floor level changes, several wall openings or pass-throughs.	Cathedral ceiling in master bedroom, sliding glass door, decorative wood molding and trim.	Rustic exposed ceiling beams, sliding closet doors, standard grade wood molding and trim.	Minimum grade molding and trim.
Bath Detail (4% of total cost)	At least 1 large tile shower, good tile counter in master bath.	Tile in 1 bathroom, glass block or good window in each bath, good vanity cabinet.	Tile or fiberglass shower, at least one built-in bathtub, good window in each bath.	Good plastic tub and shower in at least one bathroom, one small window in each bath.	Average plastic tub and shower in at least one bathroom, small vanity cabinet.	Minimum plastic tub and shower in one bathroom, minimum vanity.
Kitchen Detail (8% of total cost)	Over 20 LF of good custom wall & base cabinets, synthetic stone counter top, island work area.	15 to 18 LF of good custom base and wall cabinets, acrylic or tile counter top, desk with book shelf above.	12 to 15 LF of good stock wall and base cabinets, tile or acrylic counter top, desk and shelf or breakfast nook.	10 to 12 LF of stock standard grade wall and base cabinets, low-cost tile or laminated plastic counter top.	8 to 10 LF of stock standard grade wall and base cabinets, laminated plastic or resin coated hardboard top.	Less than 8 LF of low-cost wall and base cabinets, resin-coated hardboard counter top.
Plumbing (11% of total cost)	12 good fixtures, 2 water heaters, laundry room, copper piping.	10 good fixtures large water heater, laundry area, copper piping.	9 average grade fixtures, copper supply and plastic drain piping.	8 standard grade, fixtures, plastic supply and plastic drain lines.	7 low-cost fixtures, plastic supply and plastic drain lines.	6 or less minimum grade fixtures, plastic supply and drain lines.
Special Features (4% of total cost)	10 deluxe built-in appliances, good weather-protection throughout.	7 good built-in appliances, good wall and ceiling insulation.	6 good built-in appliances, good wall and ceiling, insulation.	5 average built-in appliances, adequate wall and ceiling insulation.	4 standard grade kitchen appliances, adequate ceiling insulation.	3 minimum grade built-in kitchen appliances, limited insulation.
Electrical System (9% of total cost)	Ample area and track lighting in most rooms, task light in bathrooms.	Good area and track lighting, simple light fixture in each bathroom.	Good light fixtures in kitchen and baths, limited fixtures in other rooms.	Good light fixture in most rooms, switch-operated outlet in bedrooms.	Simple light fixture in most rooms, switch-operated plugs in bedrooms.	5 or less lighting fixtures, switch-operated plug outlet in most rooms.

Note: Use the percent of total cost to help identify the correct quality classification.

Online Preview

TO BUY THIS COMPLETE REFERENCE GUIDE, GO TO https://Craftsman-Book.com

TO BUY THIS COMPLETE REFERENCE GUIDE, GO TO https://Craftsman-Book.com

4 Corners (Classes 3, 4, 5, and 6) or One Building Mass (Classes 1 and 2 Only)

Estimating Procedure

1. Establish the structure quality class by applying the information on page 33.
2. Multiply the structure floor area by the appropriate cost listed below.
3. Multiply the total from step 2 by the correct location factor listed on page 7 or 8.
4. Add, when appropriate, the cost of a deck or porch, paving, fireplace, garage or carport, heating, extra plumbing fixtures, supporting walls, half story areas, construction on hillside lots, and construction in remote areas. See page 42.

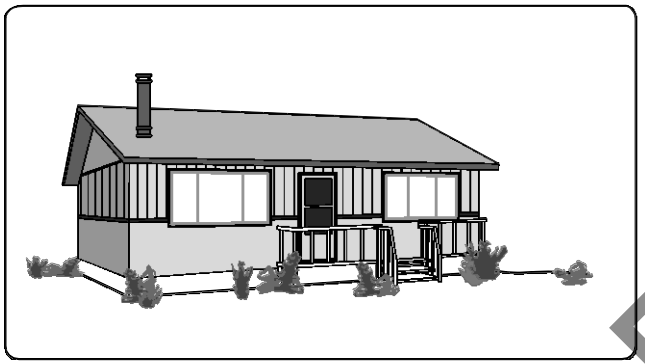

Conventional Recreational Dwelling, Class 5



Conventional Recreational Dwelling, Class 3

Online Preview

Square Foot Area

Quality Class	400	500	600	700	800	900	1,000	1,100	1,200	1,300	1,400
1, Luxury	—	—	—	—	567.52	542.88	522.30	505.91	491.88	479.74	468.75
1, & 2	—	—	—	525.87	498.80	477.24	459.07	444.90	432.22	421.92	412.17
2, Semi-Luxury	—	—	493.49	461.56	437.69	418.80	402.89	390.64	379.41	370.28	361.60
2 & 3	—	463.43	428.30	400.52	379.63	363.41	349.43	339.19	329.00	321.11	313.85
3, Best Std.	387.10	347.22	320.94	300.12	284.58	272.26	261.84	254.08	246.64	240.64	235.18
3 & 4	353.78	317.36	293.16	274.16	260.06	248.85	239.49	232.19	225.50	220.00	214.94
4, Good Std.	323.31	289.97	268.08	250.53	237.77	227.40	218.66	212.20	205.96	201.18	196.47
4 & 5	298.36	267.48	247.26	231.30	219.31	209.88	201.74	195.80	189.89	185.47	181.31
5 Avg. Std.	275.14	246.74	228.21	213.27	202.31	193.52	186.13	180.51	175.37	171.19	167.17
5 & 6	253.83	227.73	210.40	196.76	186.57	178.54	171.74	166.49	161.84	157.73	154.23
6, Min. Std.	234.06	210.02	194.21	181.43	172.10	164.81	158.41	153.74	149.08	145.67	142.31

Square Foot Area

Quality Class	1,500	1,600	1,700	1,800	2,000	2,200	2,400	2,600	2,800	3,000	3,200
1, Luxury	461.85	452.49	445.87	439.41	428.00	417.77	410.81	403.11	398.46	391.88	388.10
1, & 2	404.02	397.91	391.90	386.30	376.35	367.04	361.21	354.30	350.43	344.66	341.09
2, Semi-Luxury	356.02	349.35	343.96	339.08	330.43	321.98	317.10	311.01	307.48	302.53	299.37
2 & 3	308.64	303.13	298.44	294.12	286.54	279.40	275.00	269.85	266.79	262.39	259.68
3, Best Std.	231.46	227.04	223.60	220.46	214.82	209.43	206.26	202.08	199.90	196.70	194.49
3 & 4	211.34	207.54	204.39	201.45	196.13	191.33	188.33	184.86	182.69	179.65	177.89
4, Good Std.	193.18	189.73	186.68	184.15	179.33	174.71	172.13	168.95	167.10	164.22	162.51
4 & 5	178.19	174.90	172.48	169.72	165.31	161.26	158.90	155.76	154.14	151.48	—
5 Avg. Std.	164.43	161.46	158.92	156.72	152.52	148.87	146.63	143.73	142.16	—	—
5 & 6	151.71	148.93	146.64	144.65	140.86	137.32	135.21	132.52	—	—	—
6, Min. Std.	140.03	137.38	135.29	133.31	129.86	126.67	124.62	—	—	—	—

Note: Add 4% to the square foot cost for floors above the second floor level.

TO BUY THIS COMPLETE REFERENCE GUIDE, GO TO https://Craftsman-Book.com

TO BUY THIS COMPLETE REFERENCE GUIDE, GO TO https://Craftsman-Book.com

6 Corners (Classes 3, 4, 5, and 6) or Two Building Masses (Classes 1 and 2 Only)

Estimating Procedure

1. Establish the structure quality class by applying the information on page 33.
2. Multiply the structure floor area by the appropriate cost listed below.
3. Multiply the total from step 2 by the correct location factor listed on page 7 or 8.
4. Add, when appropriate, the cost of a deck or porch, paving, fireplace, garage or carport, heating, extra plumbing fixtures, supporting walls, half story areas, construction on hillside lots, and construction in remote areas. See page 42.

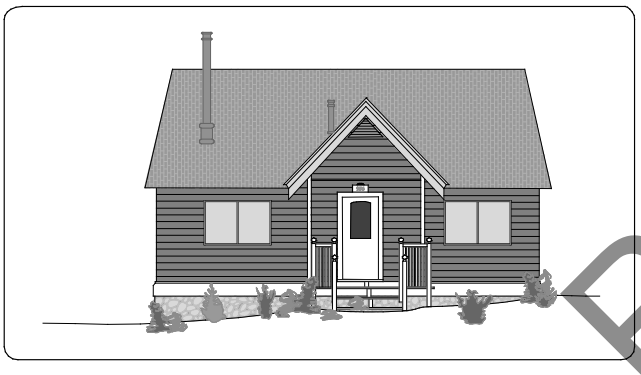

Conventional Recreational Dwelling, Class 4 & 5



Conventional Recreational Dwelling, Class 3

Online Preview

Square Foot Area

Quality Class	400	500	600	700	800	900	1,000	1,100	1,200	1,300	1,400
1, Luxury	—	—	—	—	580.01	555.03	533.98	518.54	504.13	492.24	481.54
1, & 2	—	—	—	536.73	510.06	488.08	469.49	456.02	443.09	432.58	423.05
2, Semi-Luxury	—	—	502.98	471.16	447.67	428.42	412.07	400.20	388.87	379.53	371.31
2 & 3	—	472.80	436.50	408.90	388.39	371.68	357.62	347.22	337.30	329.23	321.98
3, Best Std.	393.98	354.40	327.12	306.54	291.02	278.50	267.88	260.12	252.92	246.72	241.41
3 & 4	360.01	323.80	299.06	280.09	265.96	254.67	244.96	237.62	230.98	225.51	220.69
4, Good Std.	328.92	295.98	273.38	256.04	243.06	232.64	223.74	217.07	211.22	206.22	201.66
4 & 5	303.49	272.99	252.00	236.26	224.39	214.61	206.45	200.50	194.81	190.20	186.01
5 Avg. Std.	279.88	251.83	232.47	217.76	206.81	197.95	190.39	184.94	179.65	175.45	171.56
5 & 6	258.24	232.35	214.45	200.96	190.88	182.58	175.67	170.69	165.80	161.87	158.38
6, Min. Std.	238.36	214.28	197.88	185.39	176.12	168.55	162.13	157.38	152.93	149.26	146.03

Square Foot Area

Quality Class	1,500	1,600	1,700	1,800	2,000	2,200	2,400	2,600	2,800	3,000	3,200
1, Luxury	473.48	464.53	458.25	451.72	440.31	429.29	423.29	415.10	410.62	404.27	400.11
1, & 2	416.23	408.52	402.80	397.01	386.86	377.41	372.01	365.07	361.16	355.31	351.44
2, Semi-Luxury	365.19	358.74	353.52	348.55	339.66	331.29	326.38	320.47	317.10	311.95	308.39
2 & 3	316.70	311.45	306.75	302.34	294.54	287.41	283.11	278.00	275.00	270.58	267.37
3, Best Std.	237.46	233.35	230.00	226.70	220.70	215.34	212.15	208.24	206.26	202.79	200.34
3 & 4	216.99	213.15	210.10	207.10	201.74	196.76	193.97	190.41	188.33	185.39	183.13
4, Good Std.	198.30	194.90	192.12	189.33	184.40	179.82	177.22	174.00	172.13	169.51	167.37
4 & 5	183.02	179.65	177.22	174.66	170.15	165.84	163.44	160.60	158.90	156.34	—
5 Avg. Std.	168.72	165.80	163.44	161.18	156.79	153.13	150.83	148.13	146.63	—	—
5 & 6	155.75	152.93	150.83	148.68	144.75	141.15	139.10	136.66	—	—	—
6, Min. Std.	143.66	141.02	139.10	137.15	133.47	130.28	128.39	—	—	—	—

Note: Add 4% to the square foot cost for floors above the second floor level.

TO BUY THIS COMPLETE REFERENCE GUIDE, GO TO https://Craftsman-Book.com

TO BUY THIS COMPLETE REFERENCE GUIDE, GO TO https://Craftsman-Book.com

8 Corners (Classes 3, 4, 5, and 6) or Three Building Masses (Classes 1 and 2 only)

Estimating Procedure

1. Establish the structure quality class by applying the information on page 33.
2. Multiply the structure floor area by the appropriate cost listed below.
3. Multiply the total from step 2 by the correct location factor listed on page 7 or 8.
4. Add, when appropriate, the cost of a deck or porch, paving, fireplace, garage or carport, heating, extra plumbing fixtures, supporting walls, half story areas, construction on hillside lots, and construction in remote areas. See page 42.

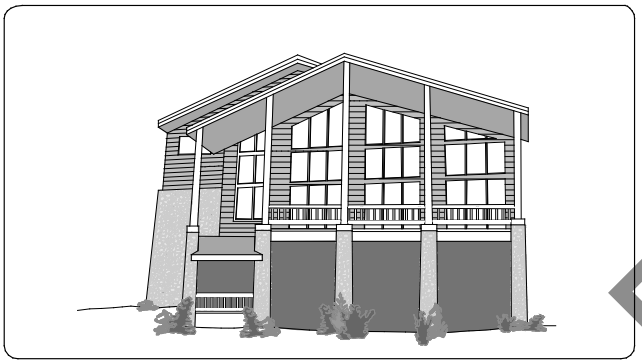

Conventional Recreational Dwelling, Class 3



Conventional Recreational Dwelling, Class 1 & 2

Online Preview

Square Foot Area

Quality Class	400	500	600	700	800	900	1,000	1,100	1,200	1,300	1,400
1, Luxury	—	—	—	—	595.29	567.15	546.46	530.97	515.91	504.70	493.02
1, & 2	—	—	—	548.00	523.18	498.80	480.32	466.81	453.54	443.75	433.46
2, Semi-Luxury	—	—	513.32	480.85	459.07	437.82	421.64	409.64	398.27	389.28	380.42
2 & 3	—	481.55	445.30	417.19	398.29	379.89	365.85	355.22	345.58	337.76	330.03
3, Best Std.	400.25	360.80	333.76	312.50	298.46	284.70	274.16	266.20	259.01	253.19	247.31
3 & 4	365.96	329.96	304.98	285.82	272.89	260.16	250.68	243.36	236.64	231.30	226.08
4, Good Std.	334.37	301.48	278.83	261.09	249.37	237.83	229.02	222.35	216.26	211.28	206.61
4 & 5	308.54	278.04	257.20	240.83	230.02	219.37	211.23	205.22	199.67	194.99	190.76
5 Avg. Std.	284.64	256.50	237.22	222.27	212.17	202.33	194.90	189.33	184.15	179.82	175.76
5 & 6	262.52	236.64	218.76	204.96	195.80	186.68	179.71	174.66	169.72	165.85	162.31
6, Min. Std.	242.12	218.31	201.82	189.10	180.51	172.13	165.84	161.18	156.72	153.13	149.75

Square Foot Area

Quality Class	1,500	1,600	1,700	1,800	2,000	2,200	2,400	2,600	2,800	3,000	3,200
1, Luxury	485.58	476.28	469.18	464.49	451.72	442.01	434.51	427.61	422.63	415.66	411.74
1, & 2	426.78	418.80	412.62	408.31	397.08	388.22	382.05	375.87	374.24	365.37	362.05
2, Semi-Luxury	374.67	367.71	362.32	358.20	348.67	340.62	335.32	329.68	325.85	320.69	317.77
2 & 3	324.87	318.90	314.28	310.73	302.45	295.32	290.96	286.06	282.65	278.23	275.72
3, Best Std.	243.47	238.91	235.49	232.87	226.74	221.32	218.06	214.40	211.92	208.60	206.57
3 & 4	222.65	218.43	215.07	212.81	207.39	202.33	199.25	196.02	193.59	190.75	188.89
4, Good Std.	203.43	199.67	196.75	194.49	189.48	184.94	182.09	179.14	177.00	174.03	172.62
4 & 5	187.53	184.15	181.39	179.71	174.70	170.69	168.06	165.21	163.28	160.67	—
5 Avg. Std.	173.03	169.77	167.37	165.51	161.22	157.38	155.13	152.41	150.61	—	—
5 & 6	159.58	156.75	154.57	152.52	148.72	145.09	143.01	140.55	—	—	—
6, Min. Std.	147.20	144.65	142.42	140.86	137.32	133.99	131.93	—	—	—	—

Note: Add 4% to the square foot cost for floors above the second floor level.

TO BUY THIS COMPLETE REFERENCE GUIDE, GO TO https://Craftsman-Book.com

TO BUY THIS COMPLETE REFERENCE GUIDE, GO TO https://Craftsman-Book.com

10 Corners (Classes 3, 4, 5, and 6) or Four Building Masses (Classes 1 and 2 only)

Estimating Procedure

1. Establish the structure quality class by applying the information on page 33.
2. Multiply the structure floor area by the appropriate cost listed below.
3. Multiply the total from step 2 by the correct location factor listed on page 7 or 8.
4. Add, when appropriate, the cost of a deck or porch, paving, fireplace, garage or carport, heating, extra plumbing fixtures, supporting walls, half story areas, construction on hillside lots, and construction in remote areas. See page 42.



Conventional Recreational Dwelling, Class 2 & 3



Conventional Recreational Dwelling, Class 1

Online Preview

Square Foot Area

Quality Class	400	500	600	700	800	900	1,000	1,100	1,200	1,300	1,400
1, Luxury	—	—	—	—	605.56	580.01	559.55	543.43	529.38	517.40	505.91
1, & 2	—	—	—	559.23	532.20	510.06	491.82	477.73	465.23	455.58	444.73
2, Semi-Luxury	—	—	523.18	490.85	466.92	447.67	431.64	419.29	408.20	398.85	390.34
2 & 3	—	490.11	454.04	425.91	405.05	388.39	374.31	363.66	353.96	345.88	338.61
3, Best Std.	407.34	367.37	340.21	319.13	303.62	291.02	280.47	272.64	265.30	259.15	253.63
3 & 4	372.27	335.87	310.99	291.70	277.39	265.96	256.50	249.00	242.47	237.15	231.80
4, Good Std.	340.08	306.82	284.17	266.66	253.53	243.06	234.51	227.73	221.66	216.56	211.96
4 & 5	313.86	283.15	262.20	245.92	233.88	224.39	216.13	210.02	204.40	199.82	195.49
5 Avg. Std.	289.66	261.09	241.86	226.83	215.84	206.81	199.39	193.86	188.61	184.22	180.32
5 & 6	267.17	240.83	223.08	209.24	199.10	190.88	184.10	178.68	173.97	170.09	166.30
6, Min. Std.	246.48	222.27	205.85	193.08	183.62	176.12	169.66	165.02	160.60	156.79	153.55

Square Foot Area

Quality Class	1,500	1,600	1,700	1,800	2,000	2,200	2,400	2,600	2,800	3,000	3,200
1, Luxury	498.92	489.76	482.03	475.52	464.87	453.49	447.49	439.18	434.61	425.28	422.95
1, & 2	438.71	430.54	423.80	418.17	408.71	398.51	393.44	386.32	382.28	373.98	372.14
2, Semi-Luxury	384.73	377.89	372.01	367.16	358.57	349.71	345.15	339.12	335.42	328.24	326.82
2 & 3	333.65	327.66	322.69	318.68	310.95	303.44	299.44	294.49	291.13	284.78	283.65
3, Best Std.	250.20	245.69	241.86	238.81	233.01	227.54	224.39	220.56	218.31	213.28	212.42
3 & 4	228.59	224.58	220.88	218.39	213.08	208.00	205.04	201.45	199.39	195.11	194.22
4, Good Std.	208.84	205.22	201.95	199.46	194.65	189.89	187.45	184.18	182.26	178.19	177.55
4 & 5	192.72	189.33	186.33	184.10	179.65	175.22	172.80	170.09	168.10	164.43	—
5 Avg. Std.	177.73	174.66	171.86	169.66	165.76	161.69	159.49	156.75	155.16	—	—
5 & 6	164.00	161.18	158.53	156.71	152.82	149.08	147.19	144.73	—	—	—
6, Min. Std.	151.32	148.68	146.16	144.52	140.93	137.39	135.70	—	—	—	—

Note: Add 4% to the square foot cost for floors above the second floor level.

TO BUY THIS COMPLETE REFERENCE GUIDE, GO TO https://Craftsman-Book.com

TO BUY THIS COMPLETE REFERENCE GUIDE, GO TO https://Craftsman-Book.com

Quality Classification

	Class 1 Best Quality	Class 2 Good Quality	Class 3 Average Quality	Class 4 Low Quality
Framing (10% of total cost)	Wood frame.	Wood frame.	Wood frame.	Wood frame.
Floor Framing (5% of total cost)	4" x 8" girders 48" o.c. with 2" T&G subfloor, or 2" x 6" to 2" x 8" joists 16" o.c. with 1" subfloor.	4" x 8" girders 48" o.c. with 1-1/4" plywood or 2" T&G subfloor, or 2" x 6" to 2" x 8" joists 16" o.c. with 1" subfloor.	4" x 6" girders 48" o.c. with 1-1/4" plywood or 2" T&G subfloor, or 2" x 6" joists 16" o.c. with 1" subfloor.	4" x 6" girders 48" o.c. with 1-1/4" plywood or 2" T&G subfloor, or 2" x 6" joists 16" o.c. with 1" subfloor.
Roof Framing (8% of total cost)	4" x 8" at 48" o.c. with 2" or 3" T&G sheathing.	4" x 8" at 48" o.c. with 2" or 3" T&G sheathing.	4" x 8" at 48" o.c. with 2" T&G sheathing.	4" x 8" at 48" o.c. with 1-1/4" plywood or 2" T&G sheathing.
Gable End Finish (5% of total cost)	Good plywood, lap board or board and batt.	Average to good plywood, or boards.	Average plywood, board or wood shingle.	Low cost plywood, shingle or composition siding.
Windows (2% of total cost)	Good quality large insulated wood or metal windows.	Average quality insulated wood or metal windows.	Average quality wood or metal windows.	Small glass area of low cost windows.
Roofing (10% of total cost)	Heavy wood shakes.	Medium wood or aluminum shakes.	Wood or composition shingles.	Low cost composition shingles.
Flooring (5% of total cost)	Good carpet or hardwood with sheet vinyl in kitchen and baths.	Average to good quality carpet with good tile or sheet vinyl in kitchen and baths.	Average quality carpet with resilient tile in kitchen and baths.	Composition tile.
Interior Finish (25% of total cost including finish carpentry, wiring, lighting, fireplace, etc.)	Good quality hardwood veneer paneling.	Good textured gypsum wallboard, good plywood or knotty pine paneling.	Textured gypsum wallboard or plywood paneling.	Low cost paneling or wallboard.
Bathrooms (5% of total cost)	Two 3-fixture baths and one 2-fixture bath, good fixtures.	Two 3-fixture baths, good fixtures.	Two 3-fixture baths, average fixtures.	One 3-fixture bath.
Kitchen (5% of total cost)	15' to 18' good quality hardwood veneer base cabinet with matching wall cabinets. 15' to 18' of good quality plastic or ceramic tile drain board.	12' to 16' of hardwood veneer base cabinet with matching wall cabinets. 12' to 16' of plastic or ceramic tile drainboard.	8' to 12' of average quality veneer or painted base cabinets with matching wall cabinets. 8' to 12' of plastic drainboard.	6' to 8' of minimum base cabinets with matching wall cabinets. 6' to 8' of minimum plastic drainboard.
Plumbing (15% of total cost)	Nine good quality fixtures and one larger or two 30 gallon water heaters. Copper supply piping.	Seven good quality fixtures and one water heater.	Seven average quality fixtures and one water heater.	Four low cost fixtures and one water heater. Plastic supply pipe.
Special Features (5% of total cost)	Built-in oven, range, dishwasher, disposer, range hood with good insulation, good lighting fixtures, insulated sliding glass door and ornate entry door.	Built-in range, oven and range hood, some insulation, 8' sliding glass door, average electric fixtures.	Drop-in range and hood, some insulation, low cost electric fixtures.	Minimum electric fixtures.

Note: Use the percent of total cost to help identify the correct quality classification.

Online Preview

TO BUY THIS COMPLETE REFERENCE GUIDE, GO TO https://Craftsman-Book.com

TO BUY THIS COMPLETE REFERENCE GUIDE, GO TO https://Craftsman-Book.com

"A-Frame" Cabins

4 Corners

Estimating Procedure

1. Establish the structure quality class by applying the information on page 38.
2. Multiply the structure floor area by the appropriate cost listed below.
3. Multiply the total from step 2 by the correct location factor listed on page 7 or 8.
4. Add, when appropriate, the cost of a deck or porch, paving, fireplace, garage or carport, heating, extra plumbing fixtures, supporting walls, half story areas, construction on hillside lots, and construction in remote areas. See page 42.

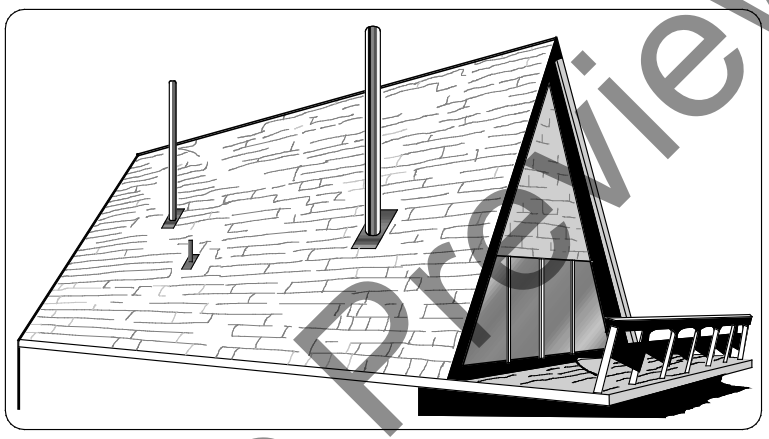

"A-Frame" Cabin, Class 3 & 4

Online Preview

Square Foot Area

Quality Class	400	500	600	700	800	900	1,000	1,100	1,200	1,300	1,400
1, Best	316.48	285.56	264.08	248.30	235.97	226.22	218.16	211.43	205.73	200.70	196.39
1 & 2	290.80	262.39	242.66	228.11	216.89	207.67	200.46	194.25	188.96	184.45	180.46
2, Good	266.79	240.71	222.76	209.30	199.05	190.71	183.99	178.22	173.48	169.27	165.59
2 & 3	251.89	227.28	210.22	197.62	187.85	180.06	173.60	168.32	163.74	159.78	156.31
3, Average	238.61	215.31	199.14	187.18	177.89	170.53	164.43	159.37	155.13	151.34	148.09
3 & 4	216.56	195.43	180.65	169.88	161.51	154.83	149.33	144.68	140.77	137.34	134.46
4, Low	194.25	175.32	162.17	152.47	144.95	138.89	133.97	129.87	126.24	123.24	120.57

Square Foot Area

Quality Class	1,500	1,600	1,700	1,800	2,000	2,200	2,400	2,600	2,800	3,000	3,200
1, Best	189.42	186.35	183.60	181.05	176.68	173.02	169.96	167.27	164.92	162.79	161.02
1 & 2	174.80	171.99	169.33	167.05	163.06	159.65	156.84	154.35	152.24	150.32	148.64
2, Good	161.28	158.60	156.26	154.09	150.43	147.35	144.69	142.43	140.37	138.64	137.14
2 & 3	153.09	150.57	148.34	146.33	142.77	139.89	137.34	135.19	133.28	131.65	130.13
3, Average	145.42	143.04	140.87	139.05	135.69	132.87	130.45	128.43	126.67	125.05	123.65
3 & 4	133.79	131.63	129.60	127.93	124.85	122.27	120.09	118.17	116.53	115.09	113.75
4, Low	119.71	117.35	116.14	114.49	113.03	110.73	108.71	106.96	105.50	104.17	103.02

TO BUY THIS COMPLETE REFERENCE GUIDE, GO TO https://Craftsman-Book.com

TO BUY THIS COMPLETE REFERENCE GUIDE, GO TO https://Craftsman-Book.com

"A-Frame" Cabins

6 Corners

Estimating Procedure

1. Establish the structure quality class by applying the information on page 38.
2. Multiply the structure floor area by the appropriate cost listed below.
3. Multiply the total from step 2 by the correct location factor listed on page 7 or 8.
4. Add, when appropriate, the cost of a deck or porch, paving, fireplace, garage or carport, heating, extra plumbing fixtures, supporting walls, half story areas, construction on hillside lots, and construction in remote areas. See page 42.

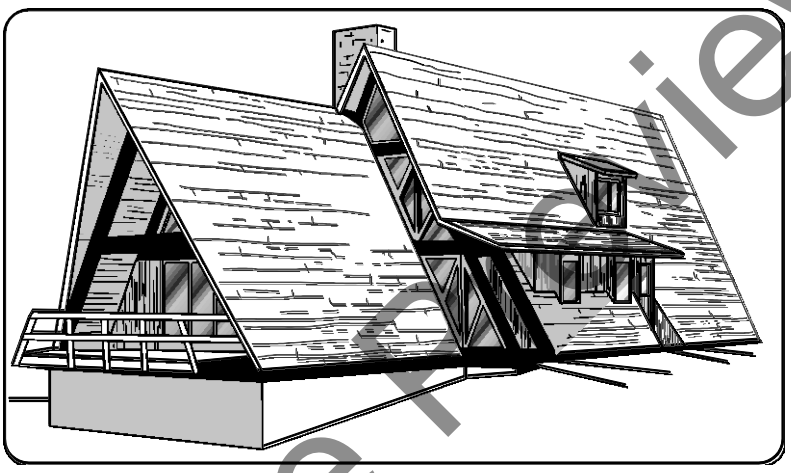

"A-Frame" Cabin, Class 2 & 3

Online Preview

Square Foot Area

Quality Class	400	500	600	700	800	900	1,000	1,100	1,200	1,300	1,400
1, Best	321.57	290.20	268.64	252.68	240.46	230.76	222.76	216.10	210.53	205.56	201.32
1 & 2	294.89	266.19	246.38	231.79	220.61	211.66	204.29	198.20	193.03	188.53	184.45
2, Good	270.90	244.48	226.34	212.88	202.54	194.37	187.69	182.04	177.32	173.22	169.65
2 & 3	255.84	230.81	213.63	200.97	191.33	183.60	177.21	171.88	167.32	163.56	160.16
3, Average	241.16	217.60	201.37	189.48	180.24	172.96	167.00	162.03	157.83	154.08	150.95
3 & 4	220.01	198.57	183.83	172.92	164.55	157.87	152.42	147.95	143.96	140.69	137.78
4, Low	196.93	177.73	164.48	154.83	147.35	141.37	136.43	132.39	128.88	125.87	123.27

Square Foot Area

Quality Class	1,500	1,600	1,700	1,800	2,000	2,200	2,400	2,600	2,800	3,000	3,200
1, Best	194.71	191.50	188.63	186.12	181.70	178.00	174.80	172.10	169.70	167.54	165.74
1 & 2	179.32	176.33	173.78	171.38	167.31	163.92	161.03	158.49	156.27	154.35	152.64
2, Good	165.43	162.70	160.35	158.18	154.42	151.27	148.60	146.28	144.24	142.45	140.84
2 & 3	156.99	154.42	152.12	150.05	146.55	143.54	140.93	138.82	136.92	135.15	133.71
3, Average	149.56	147.15	145.02	143.01	139.61	136.79	134.46	132.28	130.42	128.84	127.35
3 & 4	137.34	135.15	133.09	131.31	128.19	125.60	123.42	121.48	119.75	118.23	116.97
4, Low	122.24	120.41	118.79	115.91	113.58	111.62	109.78	108.34	106.92	105.74	104.15

TO BUY THIS COMPLETE REFERENCE GUIDE, GO TO https://Craftsman-Book.com

TO BUY THIS COMPLETE REFERENCE GUIDE, GO TO https://Craftsman-Book.com

"A-Frame" Cabins

8 Corners

Estimating Procedure

1. Establish the structure quality class by applying the information on page 38.
2. Multiply the structure floor area by the appropriate cost listed below.
3. Multiply the total from step 2 by the correct location factor listed on page 7 or 8.
4. Add, when appropriate, the cost of a deck or porch, paving, fireplace, garage or carport, heating, extra plumbing fixtures, supporting walls, half story areas, construction on hillside lots, and construction in remote areas. See page 42.



"A-Frame" Cabin, Class 2

Online Preview

Square Foot Area

Quality Class	400	500	600	700	800	900	1,000	1,100	1,200	1,300	1,400
1, Best	326.84	295.56	274.03	258.08	245.83	235.95	227.94	221.14	215.41	210.53	206.11
1 & 2	299.70	271.14	251.35	236.72	225.39	216.37	209.04	202.85	197.54	193.03	189.07
2, Good	274.80	248.52	230.45	216.99	206.69	198.41	191.58	185.91	181.17	177.00	173.26
2 & 3	259.35	234.56	217.47	204.79	195.05	187.20	180.84	175.48	170.96	167.00	163.58
3, Average	245.30	221.90	205.60	193.68	184.50	177.11	171.03	166.08	161.68	157.92	154.78
3 & 4	222.86	201.67	186.87	175.97	167.61	160.89	155.43	150.87	146.93	143.61	140.59
4, Low	199.82	180.68	167.49	157.76	150.28	144.23	139.36	135.19	131.68	128.67	126.05

Square Foot Area

Quality Class	1,500	1,600	1,700	1,800	2,000	2,200	2,400	2,600	2,800	3,000	3,200
1, Best	199.65	196.46	193.57	191.05	186.58	182.85	179.65	177.01	174.60	172.57	170.79
1 & 2	180.52	177.57	174.97	172.63	168.64	165.30	162.43	160.02	157.83	156.02	154.25
2, Good	169.63	166.82	164.38	162.28	158.46	155.30	152.64	150.32	148.28	146.55	144.99
2 & 3	160.60	157.92	155.66	153.62	150.04	147.00	144.58	142.33	140.37	138.80	137.29
3, Average	152.98	150.45	148.25	146.28	142.88	140.09	137.71	135.63	133.79	132.13	130.72
3 & 4	140.33	138.02	135.95	134.20	131.07	128.48	126.29	124.39	122.75	121.28	119.96
4, Low	125.05	123.24	121.62	118.75	116.41	114.38	112.63	111.11	109.78	108.70	107.01

TO BUY THIS COMPLETE REFERENCE GUIDE, GO TO https://Craftsman-Book.com

TO BUY THIS COMPLETE REFERENCE GUIDE, GO TO https://Craftsman-Book.com

Additional Costs

Half-Story Costs

For conventional recreational dwellings, use the suggested fractions found on page 30 in the section "Additional Costs for Residential Structures." For "A-Frame" cabins, use one of the following costs: A simple platform with low cost floor cover, minimum partitions, and minimum lighting costs $69 to $101 per square foot. Average quality half story area with average quality carpet, average number of partitions finished with gypsum wallboard or plywood veneer and average lighting costs $101 to $112 per square foot. A good quality half story area with good carpet, decorative rustic partitions, ceiling beams and good lighting costs $133 to $155 per square foot.

Decks and Porches, per square foot

2" wood deck with steps and railing (300 S.F. base)	
1' to 4' above ground	$29.35 to $34.61
Over 4' to 6' above ground	34.30 to 44.43
Over 6' to 9' above ground	35.86 to 47.00
Over 9' to 12' above ground	37.25 to 49.32
Over 12' above ground	39.18 to 50.96

Fireplaces, 2-story, including foundation

Metal hood with concrete slab	$3,310 to $4,106
Prefabricated, zero clearance	4,720 to 6,900
Simple concrete block	5,690 to 9,550
Concrete block with stone facing	7,620 to 11,500
Simple natural stone	13,100 to 18,900

Extra Plumbing, cost each

Lavatory	$1,840 to $2,685
Water closet or bidet	2,250 to 2,766
Tub and shower	2,370 to 3,160
Stall shower	1,762 to 2,550
Laundry or utility sink	1,285 to 1,520

Heating, cost each

Wall furnace, 35,000 Btu	$1,508
Wall furnace, 65,000 Btu	1,844
Baseboard hot water, per SF*	5.90
Central heating, perimeter ducts, per S.F.*	8.30

*Cost is per SF of floor area heated.

Garages, Carports and Basements

For garage, carport and basement costs for conventional recreational dwellings, see pages 27 and 29.

Flatwork, per square foot

Asphalt paving	$5.95 to $9.00
4" concrete	6.10 to 9.30
6" concrete	6.45 to 9.50

Reinforced concrete walls, per C.F.

Formed one side only	$25.40 to $29.52
Formed both sides	32.30 to 36.20

Supporting Wall Costs

Cabins and recreational dwellings built on sloping lots cost more than if they are built on level lots. The cost of supporting walls of a building that do not enclose any living area should be estimated by using the figures below. These costs include everything above a normal foundation (12" to 18" above ground) up to the bottom of the next floor structure where square foot costs can be applied. In addition to the cost of supporting walls, add the cost of any extra structural members and the higher cost of building on a slope. A good rule of thumb for this is to add $960 for each foot of vertical distance between the highest and the lowest points of intersection of foundation and ground level.

Wood posts, per foot of height

4" x 4"	$2.88 to $4.60
4" x 6"	4.60 to 7.80
6" x 6"	5.90 to 11.10
8" x 8"	13.30 to 21.90
10" x 10"	24.70 to 35.40
12" x 12"	37.10 to 51.40

Brick, per square foot of wall

8" common brick	$47.50 to $58.40
12" common brick	71.70 to 90.70
8" common brick, 1 side face brick	60.50 to 74.50
12" common brick, 1 side face brick	93.10 to 117.00

Reinforced concrete block, per square foot of wall

8" natural	$12.10 to $14.80
8" colored	16.60 to 19.90
8" detailed blocks, natural	13.70 to 18.10
8" detailed blocks, colored	19.00 to 21.50
8" sandblasted	14.60 to 17.34
8" splitface, natural	12.60 to 14.90
8" splitface, colored	18.50 to 22.30
8" slump block, natural	13.50 to 16.90
8" slump block, colored	18.40 to 21.80
12" natural	23.90 to 26.30

Online Preview

TO BUY THIS COMPLETE REFERENCE GUIDE, GO TO https://Craftsman-Book.com

TO BUY THIS COMPLETE REFERENCE GUIDE, GO TO https://Craftsman-Book.com

Life in Years and Depreciation for Residences

Quality Class	1	2	3	4	5	6
Single family residences	70	70	70	60	60	55
Manufactured housing	55	50	45	40	30	
Multi-family residences	60	60	55	55	50	
Motels	60	55	55	50		
Conventional recreational dwellings	70	60	60	55	55	50
A-frame cabins	60	55	55	50		

This table shows typical physical lives in years in the absence of unusual physical, functional or economic obsolescence. Raise half classes to the next higher whole class.

To Find the Present Value of an Existing Residence

Present value is the replacement cost less depreciation (inverse of the "% Good" column below). Multiply the appropriate figure in the "% good" column by the current replacement cost developed using this manual to find the present value. For newer residences, the chronological age ("Age" column) is usually the best indicator of percent good. The present value of older residences may be influenced more by physical, functional or economic obsolescence than by age. When physical, functional or economic conditions limit or extend the remaining useful life of a residence, estimate that life in years and use the "Rem. Life" column (rather than the "Age" column) to find the percent good.

	20 Years		25 Years		30 Years		40 Years			45 Years		50 Years		55 Years		60 Years		70 Years	
	Rem.	%	Rem.	%	Rem.	%	Rem.	%		Rem.	%	Rem.	%	Rem.	%	Rem.	%	Rem.	%
Age	Life	Good	Life	Good	Life	Good	Life	Good	Age	Life	Good	Life	Good	Life	Good	Life	Good	Life	Good
0	20	100	25	100	30	100	40	100	0	45	100	50	100	55	100	60	100	70	100
1	19	94	24	95	29	96	39	98	2	43	97	48	97	53	98	58	98	68	99
2	18	88	23	90	28	93	38	96	4	41	93	46	94	51	96	56	96	66	98
3	17	81	22	86	27	89	37	94	6	39	89	44	91	49	94	54	95	64	98
4	16	75	21	81	26	86	36	92	8	37	85	42	88	47	91	52	92	62	96
5	15	69	20	77	25	82	35	90	10	35	81	39	85	45	88	50	90	60	94
6	14	63	19	72	24	79	34	87	12	33	77	38	82	43	85	48	87	58	92
7	13	59	18	68	23	75	33	84	14	32	73	36	78	41	82	46	85	56	91
8	12	57	17	63	22	71	32	82	16	30	69	35	74	40	79	45	83	54	89
9	11	55	16	60	21	67	31	80	18	28	65	33	70	38	76	43	80	52	87
10	11	53	16	58	20	64	30	77	20	26	60	31	67	36	73	41	77	50	84
11	10	50	15	56	19	60	29	74	22	24	58	29	63	34	70	39	74	48	82
12	9	48	14	54	19	59	28	72	24	23	56	28	60	32	67	37	71	46	80
13	8	46	13	53	18	57	27	70	26	22	54	26	58	31	64	35	68	44	77
14	7	44	12	51	17	56	27	67	28	20	52	24	56	29	61	34	65	42	74
15	7	42	11	49	16	54	26	65	30	18	50	23	54	27	58	32	63	40	73
16	6	40	11	48	15	53	25	62	32	17	48	21	53	26	56	30	61	38	71
17	5	38	10	46	14	52	24	60	34	15	47	20	51	24	55	29	60	36	70
18	5	36	9	44	13	50	23	59	36	14	45	18	49	23	53	27	58	34	68
19	4	33	8	43	13	49	22	58	38	12	43	17	47	21	51	26	56	32	66
20	4	31	7	41	12	47	21	58	40	11	41	16	45	20	50	24	55	30	65
21	3	29	7	39	11	46	21	55	42	10	39	14	44	19	48	23	53	28	63
22	3	27	6	37	11	44	20	54	44	9	37	13	42	17	46	21	51	26	61
23	3	25	6	35	10	43	19	53	46	8	35	12	40	16	45	20	50	25	60
24	3	23	5	34	9	42	18	52	48	7	33	11	38	15	43	19	48	23	58
25	2	21	5	32	9	40	17	51	50	6	31	10	37	14	41	18	46	21	56
26	2	19	4	30	8	39	17	50	52	5	29	9	35	12	40	16	45	19	55
27	2	16	4	29	7	37	16	49	54	5	28	8	33	11	38	15	43	18	53
28	2	14	4	27	7	36	15	48	56	4	26	7	31	10	36	14	41	16	51
29	2	12	3	25	6	34	14	47	58	4	24	6	30	9	35	13	40	15	50
30	1	10	3	24	6	33	14	46	60	3	22	5	28	8	33	12	38	14	47
31	–	–	3	22	5	31	13	45	62	3	20	4	26	7	31	11	36	12	45
32	–	–	3	20	5	30	12	44	64	3	17	4	24	6	30	10	35	11	44
33	–	–	2	18	5	29	12	43	66	2	16	3	22	5	28	9	33	10	42
34	–	–	2	17	4	27	11	42	68	2	14	3	21	5	27	8	32	9	41
35	–	–	2	15	4	26	11	41	70	2	12	3	19	4	25	7	30	9	38
36	–	–	2	13	4	24	10	40	72	1	10	2	17	4	23	6	28	8	36
38	–	–	1	10	3	21	9	38	74	–	–	2	15	4	21	5	26	7	34
40	–	–	–	–	2	19	7	35	76	–	–	2	14	3	19	5	24	7	32
42	–	–	–	–	2	16	6	33	80	–	–	1	10	2	17	4	22	7	28
46	–	–	–	–	1	10	5	29	82	–	–	–	–	2	15	3	18	6	25
50	–	–	–	–	–	–	4	25	84	–	–	–	–	1	13	2	16	5	22
55	–	–	–	–	–	–	3	20	96	–	–	–	–	–	11	1	10	3	14
60	–	–	–	–	–	–	2	14	98	–	–	–	–	–	10	–	–	2	13
64	–	–	–	–	–	–	1	10	100	–	–	–	–	–	–	–	–	1	11

Online Preview

TO BUY THIS COMPLETE REFERENCE GUIDE, GO TO https://Craftsman-Book.com

TO BUY THIS COMPLETE REFERENCE GUIDE, GO TO https://Craftsman-Book.com

Index

A

Adjustment factors, live load 229
Adjustments, wall heights..... 5
Adjustments for area..... 7
Administrative office (military).... 272
A-frame 32
A-frame cabins 38-41
  4 corners 39
  6 corners 40
  8 corners 41
A-frame restaurants 183-184
Age factors 9
Agricultural structures 249-269
Air and water service..... 205
Air compressors 206
Air conditioning..... 18, 28, 266
Aircraft avionics shop (military) ... 272
Aircraft machine shop (military)... 272
Aircraft operations (military) 272
Ambulatory clinic (military)..... 272
Appliances..... 29
Applied instruction building
  (military)..... 272
Area modification factors 6, 7-8
Area of buildings 4
Auto service centers.....218-221
Automatic teller..... 125
Average Life..... 43

B

Balconies..... 28
Banks and savings offices...115-125
Barns.....250-252, 256-260
  dairy 257-260
  feed 252
  general purpose 250
  hay storage..... 251
  herringbone.....260
  low cost.....257
  pole 256
  stanchion..... 258
  walk-through..... 259
Barracks, dormitory (military)..... 272
Baseboard units 28
Basement garages 31
Basements..... 237
Basements, residential 27
Bathrooms, multi-family
  residential 30
Block, concrete 42
Bowling alley (on military base) ... 272
Boxes, walk-in 242
Brick..... 42
Buffet hutch 18
Building classes..... 4
Building quality..... 4
Building shapes..... 4
Built-ins 18
Bulkheads..... 242, 244, 245
Bumpers..... 247

C

Cabins 32, 38-42
Cages, poultry..... 262, 263, 264,
  265, 266
Canopies 204, 232, 237
Canopy lights..... 237
Carports..... 18, 29, 42
Cash boxes..... 205
Catch basin..... 248
Ceilings..... 245
Central air 18, 28
Chain link fence..... 248
Chapel center (on military base).... 272
Child development center
  (on military base)..... 272
Churches 172-173
City hall..... 56, 59
Classes, quality..... 11, 16, 19, 23,
  33, 38, 44, 47, 50, 53, 56, 59, 76, 82,
  89, 94, 103, 105, 107, 109, 111, 113,
  115, 120, 126, 129, 132, 135, 143, 151,
  159, 167, 169, 171, 173, 175, 178,
  181, 183, 185, 191, 195-196, 198,
  200, 202, 208, 213, 218, 223, 227,
  244, 250-255, 257-260, 262-265, 267,
  268
Classrooms, temporary..... 55
Coffee shop restaurants 178-180
Commercial structures 74-248
Commissary (military)..... 272
Compressors, refrigeration..... 261
Concrete block..... 42
Concrete decks, uncovered 27
Concrete paving..... 247
Concrete walls 42
Contents 3
Convalescent hospitals.....167-169
Conventional recreational dwellings
  4 corners 34
  6 corners 35
  8 corners 36
  10 corners 37
Conventional restaurants 181-182
Coolers..... 28
Coolers, evaporative..... 266
Cooling 18
Cooling pads..... 266
Corral, holding..... 261
Cost tables, explanation..... 4
Counters 125
Covered porches..... 27
Curbing..... 206
Curbs..... 247
Current dollar costs..... 9

D

Dairy barns 257-260
Dampers..... 234
Deck roofs 18
Decks 42
  concrete 27
Decks and porches 18, 27, 42
Dental clinic (on military base) ... 272
Department stores.....126-134
Depreciation..... 6, 43
Dining facility (on military base)... 272
Discount houses 111-114
Dishwasher..... 18
Dispensers..... 204
Display fronts.....242- 245
Display platforms 245
Display signs 246
Dock levelers 237
Docks..... 237
Domes, skylights 240
Door hoods..... 233
Doors
  exterior 238
  fire..... 238
  hollow metal 232
  interior 238
  roll-up..... 238
  sidewall, sliding 232
  walk-thru 232
  warehouse..... 238
Downspouts 233
Drainage 248
Draperies 238
Dumbwaiters..... 238

E

Ecclesiastic buildings.....173-174
Economic obsolescence 6
Education center (on
  military base)..... 272
Effective age 6
Electric heating 239
Elementary school (military
  dependents)..... 272
Elementary schools.....44-49
Elevators..... 30, 238
Entrances.....136-141, 144-149,
  152-157, 160-165, 245
Equipment room 258, 259
Equipment shed 254, 260
Escalators..... 238
Evaporative cooler..... 18
Explanation of tables 4
External access..... 125
External offices 227
Extinguishers, fire..... 239

F

Factory buildings..... 226
Family housing (on military
  base)..... 272
Family service center (military)... 272
Fans 266
Feed barns..... 252
Feed tanks, bulk..... 269
Feeders, automatic..... 266
Fence
  cable 261
  chain link 248
  metal rail..... 261
  wood 248
Fencing..... 206
Fill 239
Finishes, wall 245
Fire and rescue station
  (on military base)..... 272
Fire escapes..... 239
Fire extinguishers 239
Fire sprinklers 239
Fire stations 68
  on military base 272
Fireplaces 18, 29, 42, 239
Fixtures..... 125
Flatwork..... 42, 261
Floor furnaces..... 28
Foggers 266
Foundations, permanent, for
  manufactured housing..... 18
Framed openings 233
Functional obsolescence 6
Funeral homes 171-172
Furnaces..... 28

G

Garages..... 29, 31, 42
  basement..... 31
  ground level..... 31
  separate structure 31
Garbage disposal 18
Gasoline storage tanks 205
Gates.....247-261
General office buildings.....135-150
General purpose barns 250
Glass 245
Government offices.....56-61
Greenhouses..... 267
Gutters..... 233

H

Half classes 4
Half-baths..... 18
Half-story costs 30, 42
Hangars (military) 272
Hay shelters..... 261
Hay storage barns..... 251
Heat and smoke vents..... 241
Heaters
  baseboard..... 239
  electric..... 28, 239
  suspended 239
Heating 42, 266
Heating and cooling 28, 239
Herringbone barns..... 260
High school (military
  dependents)..... 272
Historical index 9
Holding corral 261
Holding tanks..... 261
Hospitals, convalescent.....167-170
How to use this book 4-6

I

Index, historical..... 9
Industrial buildings 223
  light 225
Industrial structures.....222-248
Installation maintenance shop
  (military)..... 272
Instructions..... 4
Insulation..... 233
Intercom 237
Internal offices 227
Island lighters..... 205
Island office 204

J

Jr. high/middle school (military
  dependents)..... 272

K

Kitchen equipment 240

L

Laundry sinks 18
Libraries, public 62
Library (on military base) 272
Lifts 237
Light industrial buildings..... 225
Lighting..... 245, 248
Limitations..... 6
Livestock scales 269
Loading ramps..... 237
Loafing sheds 261
Local modifiers 7-8
Location adjustments..... 6
Lube room equipment 205

Online Preview

TO BUY THIS COMPLETE REFERENCE GUIDE, GO TO https://Craftsman-Book.com

TO BUY THIS COMPLETE REFERENCE GUIDE, GO TO https://Craftsman-Book.com

Index

M

Machinery and equipment sheds...254
Main Exchange (military).....272
Manholes.....248
Manufactured housing.....16-18
  additional costs.....18
Material handling.....242
Medical clinic (on military base)...272
Medical facility (on military base).....272
Medical-dental buildings.....151-159
Mezzanines.....125, 240
Microwave.....18
Migrant worker housing.....268
Military construction costs.....270
Milk house.....257
Milk line.....261
Milking barn.....258-260
Mobile home parks.....195-197
Mobile homes.....16-18
Mortuaries.....171-172
Motels.....23-26
Multi-family residences.....20-22
Multi-unit buildings.....92-93

N

Night deposit vault.....125
Normal Percent Good.....235

O

Obsolescence
  economic.....6
  functional.....6
  physical.....6
Offices, external and internal.....227
Offices, government.....56-61
Openings, framed.....233
Operations building (military).....272
Overhangs.....233
Overhead heaters.....239

P

PA systems.....237
Parachute and dinghy shop (military).....272
Partitions.....240
  interior.....234
Paving.....206
  asphaltic.....247
  concrete.....247
Percent Good.....43
Percent Good table.....235
Physical fitness training center (military).....272
Physical lives.....43, 235, 269
Physical obsolescence.....6
Platforms.....245
Plumbing.....42
Pneumatic tube systems.....240
Pole barns.....256
Porch roofs.....18, 27
Porches, covered.....27
Porches and decks.....18, 42
Post mounting.....207, 246
Posts.....42
Poultry houses.....262-266
  controlled environment.....263
  conventional.....262
  deep pit.....265
  equipment costs.....266
  high rise.....264
Prefabricated classrooms.....55
Present Value.....43
Pressure tanks.....269
Public address systems.....237
Public buildings
  elementary schools.....44-47
  libraries.....62
  secondary schools.....50-55
Pullmans.....18
Pumps.....204

Q

Quality classes, explanation.....4
Quality classifications
  A-frame cabins.....38
  A-frame restaurants.....183
  auto service centers.....218
  banks and savings offices...115, 120
  coffee shop restaurants.....178
  convalescent hospitals.....167, 169
  conventional recreational dwellings.....33
  conventional restaurants.....181
  department stores....126, 129, 132
  discount houses.....111, 113
  display fronts.....244
  ecclesiastic buildings.....173
  feed barns.....252
  funeral homes.....171
  general office buildings.....135, 143
  general purpose barns.....250
  government offices.....56, 59
  greenhouses.....267
  hay storage barns.....251
  industrial buildings.....223
  internal offices.....227
  machinery and equipment sheds.....254
  manufactured housing.....16
  medical-dental buildings....151, 159
  migrant worker housing.....268
  mobile home parks.....195
  modern herringbone barns.....260
  motels.....23
  multi-family.....19
  poultry houses.....262
  schools, elementary.....44-45, 47
  schools, secondary.....50-53
  self service restaurants.....175
  service garages.....208, 213
  service stations.....198,200, 202
  shop buildings.....253
  single family.....11
  small food stores.....107, 109
  small sheds.....255
  suburban stores.....89, 94
  supermarkets.....103, 105
  theaters.....185, 191
  urban stores.....76, 82
Quality specifications.....4

R

Rails and steps.....18
Ramp.....261
Receiver systems, satellite.....245
Record storage.....125
Recreation center (military).....272
Recreational dwellings.....32-42
Regional medical center (military).....272
Remaining Life.....43
Reserve Center (military).....272
Residences
  multi-family.....19-22
  single family.....10-15
Residential structures section...10-43
Restaurants
  A-frame.....183-184
  coffee shop.....178-180
  conventional.....181-182
  self service.....175-177
Room coolers.....28
Rotators.....206, 247

S

Safe deposit boxes.....125
Satellite communications center (military).....272
Satellite receiver.....245
Scales
  livestock.....269
  truck.....269
Schools, elementary.....44-47
Schools, secondary.....50-55
Screen walls.....18
Seating.....240
Secondary schools.....50-55
Security systems.....237
Self service restaurants.....175-178
Septic tanks.....269
Service club (military).....272
Service garages.....208-213
Service station signs.....206
Service stations.....198-207
  additional costs.....204-207
Sheds.....254-255
Shop buildings.....253
Shopping centers.....88
Showers.....18
Sidewall doors.....232
Signs, lighted.....246
Single family residences.....10-15
  4 corners.....12
  6 corners.....13
  8 corners.....14
  10 corners.....15
Sinks.....18
Site improvement.....206
Skirting.....18
Skylights.....234, 240, 241
Sliding windows.....234
Small food stores.....107-110
Small sheds.....255
Snowload capability.....18
Sound systems.....237
Sprinklers.....261
  fire.....239
  roof.....266
Stairways.....28
Stanchion barns.....258
Stanchions, steel.....261
Station hospital (military).....272
Steel buildings.....228-234
Steel stanchions.....261
Steps and rails.....18
Storage buildings.....18, 204
Storage facility (military).....272
Storage tanks, gasoline.....205
Stores
  suburban.....88-102
  urban.....75-87
Striping.....247
Suburban stores.....88-102
Suite entrances
  exterior.....136-138, 144-146, 152-154, 160-162
  interior.....139-141, 147-149, 155-157, 163-165
Sump pumps.....261
Supermarkets.....103-106

T

Table of Contents.....3
Tanks, pressure.....269
Temporary classrooms.....55
Temporary lodging facility (military).....272
Theaters.....185-191
Tie downs.....18
Toilets.....18
Trailer parks.....195-197
Trash compactor.....18
Truck scales.....269
Turbines.....204

U

Unaccompanied officers quarters (military).....272
Urban stores.....75-87

V

Vault doors.....125
Vehicle hoist.....206
Vehicle maint. shop (military).....272
Ventilators.....234, 241
Vents.....234, 241

W

Walk-in boxes.....242
Walk-through barns.....259
Walk-thru doors.....232
Wall finishes.....245
Wall furnaces.....28
Wall heaters.....28
Wall heights.....5
Walls, bulkhead.....245
Warehouses.....224
Wash area.....261
Water systems.....269
Water tanks.....261
Wet bar.....18
Whirlpool.....18
Window frames.....245
Windows
  aluminum industrial.....234
  aluminum sliding.....234
  steel sliding.....234
Wood decks, uncovered.....27
Wood fence.....248
Wood posts.....42

X-Y-Z

Yard improvements.....247-248
Yard lights.....205
Youth center (military dependents).....272

Online Preview

TO BUY THIS COMPLETE REFERENCE GUIDE, GO TO https://Craftsman-Book.com

TO BUY THIS COMPLETE REFERENCE GUIDE, GO TO https://Craftsman-Book.com

Practical References for Builders

National Estimator Cloud

Generate professional construction estimates for all residential and commercial construction from your internet browser. Includes 10 Craftsman construction cost databases, over 40,000 labor and material costs for construction, in an easy-to-use format. Cost estimates are well-organized and thoroughly indexed to speed and simplify writing estimates for nearly any residential or light commercial construction project – new construction, improvement or repair. Convert the bid to an invoice – in either QuickBooks Desktop or QuickBooks Online. Access your estimates anywhere with a Web browser. Monthly and one-time billing options available. Visit
https://craftsman-book.com/national-estimator-cloud for more details.

National Construction Estimator



Current building costs for residential, comercial, and industrial construction. Estimated prices for every common building material. Provides man-hours, recommended crew, and gives the labor cost for installation.
672 pages, 8½ x 11, $117.50
Revised annually
***eBook (PDF) also available;* $58.75 at https://craftsman-book.com**

Getting Financing & Developing Land



Developing land is a major leap for most builders — yet that's where the big money is made. This book gives you the practical knowledge you need to make that leap. Learn how to prepare a market study, select a building site, obtain financing, guide your plans through approval, and then control your building costs so you can ensure yourself a good profit. Includes a CD-ROM with forms, checklists, and a sample business plan you can customize and use to help you sell your idea to lenders and investors. **232 pages, 8½ x 11, $39.00**
***eBook (PDF) also available;* $19.50 at https://craftsman-book.com**

Construction Forms for Contractors



This practical guide contains 78 useful forms, letters and checklists, guaranteed to help you streamline your office, organize your jobsites, gather and manage records and documents, keep a handle on your subs, reduce estimating errors, administer change orders and lien issues, monitor crew productivity, track your equipment use, and more. Includes accounting forms, change order forms, forms for customers, estimating forms, field work forms, HR forms, lien forms, office forms, bids and proposals, subcontracts, and more. All are also on the CD-ROM included, in *Excel* spreadsheets, as formatted Rich Text that you can fill out on your computer, and as PDFs.
360 pages, 8½ x 11, $48.50
***eBook (PDF) also available;* $24.25 at https://craftsman-book.com**

National Appraisal Estimator

An Online Appraisal Estimating Service. Produce credible single-family residence appraisals – in as little as five minutes. A smart resource for appraisers using the cost approach. Reports consider all significant cost variables and both physical and functional depreciation.

For more information, visit
https://craftsman-book.com/national-appraisal-estimator-online-software.

Paper Contracting: The How-To of Construction Management Contracting



Risk, and the headaches that go with it, have always been a major part of any construction project — risk of loss, negative cash flow, construction claims, regulations, excessive changes, disputes, slow pay — sometimes you'll make money, and often you won't. But many contractors today are avoiding almost all of that risk by working under a construction management contract, where they are simply a paid consultant to the owner, running the job, but leaving him the risk. This manual is the how-to of construction management contracting. You'll learn how the process works, how to get started as a CM contractor, what the job entails, how to deal with the issues that come up, when to step back, and how to get the job completed on time and on budget. Includes a link to free downloads of CM contracts legal in each state.
272 pages, 8½ x 11, $55.50
***eBook (PDF) also available;* $27.75 at https://craftsman-book.com**

Construction Contract Writer

Relying on a "one-size-fits-all" boilerplate construction contract to fit your jobs can be dangerous — almost as dangerous as a handshake agreement. *Construction Contract Writer* lets you draft a contract in minutes that precisely fits your needs and the particular job, and meets both state and federal requirements. You just answer a series of questions — like an interview — to construct a legal contract for each project you take on. Anticipate where disputes could arise and settle them in the contract before they happen. Include the warranty protection you intend, the payment schedule, and create subcontracts from the prime contract by just clicking a box. Includes a feedback button to an attorney on the Craftsman staff to help should you get stumped — *No extra charge.* **$199.95.** Download *Construction Contract Writer* at
https://www.constructioncontractwriter.com

Insurance Restoration Contracting: Startup to Success

Insurance restoration — the repair of buildings damaged by water, fire, smoke, storms, vandalism and other disasters — is an exciting field of construction that provides lucrative work immune to economic downturns. And, with insurance companies funding the repairs, your payment is virtually guaranteed. But this type of work requires special knowledge and equipment, and that's what you'll learn about in this book. It covers fire repairs and smoke damage, water losses and specialized drying methods, mold remediation, content restoration, even damage to mobile and manufactured homes. You'll also find information on equipment needs, training classes, estimating books and software, and how restoration leads to lucrative remodeling jobs. It covers all you need to know to start and succeed as the restoration contractor that both homeowners and insurance companies call on first for the best jobs. **640 pages, 8½ x 11, $69.00**
***eBook (PDF) also available;* $34.50 at https://craftsman-book.com**

Construction Estimating Reference Data eBook

Provides the 300 most useful manhour tables for practically every item of construction. Labor requirements are listed for sitework, concrete work, masonry, steel, carpentry, thermal and moisture protection, doors and windows, finishes, mechanical and electrical. Each section details the work being estimated and gives appropriate crew size and equipment needed.
***Available only as an eBook (PDF);* $29.50 at https://craftsman-book.com**

Online Preview

TO BUY THIS COMPLETE REFERENCE GUIDE, GO TO https://Craftsman-Book.com

TO BUY THIS COMPLETE REFERENCE GUIDE, GO TO https://Craftsman-Book.com

Markup & Profit: A Contractor's Guide, Revisited



In order to succeed in a construction business, you have to be able to price your jobs to cover all labor, material and overhead expenses, and make a decent profit. But calculating markup is only part of the picture. If you're going to beat the odds and stay in business — profitably, you also need to know how to write good contracts, manage your crews, work with subcontractors and collect on your work. This book covers the business basics of running a construction company, whether you're a general or specialty contractor working in remodeling, new construction or commercial work. The principles outlined here apply to all construction-related businesses. You'll find tried and tested formulas to guarantee profits, with instructions and easy-to-follow examples to help you learn how to operate your business successfully. Includes a link to free downloads of blank forms and checklists used in this book.

336 pages, 8½ x 11, $59.50

***Also available as an eBook (ePub, mobi for Kindle),* $39.95 at https://craftsman-book.com**

Estimating Home Building Costs, Revised



Estimate every phase of residential construction from site costs to the profit margin you include in your bid. Shows how to keep track of manhours and make accurate labor cost estimates for site clearing and excavation, footings, foundations, framing and sheathing finishes, electrical, plumbing, and more. Provides and explains sample cost estimate worksheets with complete instructions for each job phase. This practical guide to estimating home construction costs has been updated with digital *Excel* estimating forms and worksheets that ensure accurate and complete estimates for your residential projects. Enter your project information on the worksheets and *Excel* automatically totals each material and labor cost from every stage of construction to a final cost estimate worksheet. Load the enclosed CD-ROM into your computer and create your own estimate as you follow along with the step-by-step techniques in this book.

336 pages, 8½ x 11, $38.00

***eBook (PDF) also available;* $19.00 at https://craftsman-book.com**

Contractor's Plain-English Legal Guide



For today's contractors, legal problems are like snakes in the swamp – you might not see them, but you know they're there. This book tells you where the snakes are hiding and directs you to the safe path. With the directions in this easy-to-read handbook you're less likely to need a $250-an-hour lawyer. Includes simple directions for starting your business, writing contracts that cover just about any eventuality, collecting what's owed you, filing liens, protecting yourself from unethical subcontractors, and more. For about the price of 15 minutes in a lawyer's office, you'll have a guide that will make many of those visits unnecessary. Includes a CD-ROM with blank copies of all the forms and contracts in the book. **272 pages, 8½ x 11, $49.50**

Craftsman's Construction Installation Encyclopedia

Step-by-step installation instructions for just about any residential construction, remodeling or repair task, arranged alphabetically, from *Acoustic tile* to *Wood flooring*. Includes hundreds of illustrations that show how to build, install, or remodel each part of the job, as well as manhour tables for each work item so you can estimate and bid with confidence. Also includes a CD-ROM with all the material in the book, handy look-up features, and the ability to capture and print out for your crew the instructions and diagrams for any job. **792 pages, 8½ x 11, $65.00**

***eBook (PDF) also available;* $32.50 at https://craftsman-book.com**

Craftsman eLibrary

Craftsman's eLibrary license gives you immediate access to 60+ PDF eBooks in our bookstore for 12 full months! **You pay only one low price. $199.99**
Visit **https://craftsman-book.com** for more details.

Contractor's Survival Manual Revised



The "real skinny" on the down-and-dirty survival skills that no one likes to talk about – unique, unconventional ways to get through a debt crisis: what to do when the bills can't be paid, finding money and buying time, conserving income, transferring debt, setting payment priorities, cash float techniques, dealing with judgments and liens, and laying the foundation for recovery. Here you'll find out how to survive a downturn and the key things you can do to pave the road to success. Have this book as your insurance policy; when hard times come to your business it will be your guide.

336 pages, 8½ x 11, $38.00

***Also available as an eBook (PDF),* $19.00 at https://craftsman-book.com**

Fences & Retaining Walls Revised

Everything you need to know to run a profitable business in fence and retaining wall contracting. Takes you through layout and design, construction techniques for wood, masonry, and chain link fences, gates and entries, including finishing and electrical details. How to build retaining and rock walls. How to get your business off to the right start, keep the books, and estimate accurately. The book even includes a chapter on contractor's math.

416 pages, 8 x 11, $98.75

***Also available as an eBook (PDF, EPUB & MOBI/Kindle);* $49.38 at https://craftsman-book.com**

National Repair & Remodeling Estimator



The complete pricing guide for dwelling reconstruction costs. Reliable, specific data you can apply on every repair and remodeling job. Up-to-date material costs and labor figures based on thousands of jobs across the country. Provides recommended crew sizes; average production rates; exact material, equipment, and labor costs; a total unit cost and a total price including overhead and profit. Separate listings for high- and low-volume builders, so prices shown are specific for any size business. Estimating tips specific to repair and remodeling work to make your bids complete, realistic, and profitable.

456 pages, 8½ x 11, $118.50. Revised annually

***Also available as an eBook (PDF),* $59.25 at https://craftsman-book.com**

National Home Improvement Estimator



Current labor and material prices for home improvement projects. Provides manhours for each job, recommended crew size, and the labor cost for removal and installation work. Material prices are current, with location adjustment factors and free monthly updates on the Web. Gives step-by-step instructions for the work, with helpful diagrams, and home improvement shortcuts and tips from experts. **548 pages, 8½ x 11, $118.75. Revised annually**

***Also available as an eBook (PDF),* $59.38 at https://craftsman-book.com**

Building Layout



Shows how to use a transit to locate a building correctly on the lot, plan proper grades with minimum excavation, find utility lines and easements, establish correct elevations, lay out accurate foundations, and set correct floor heights. Explains how to plan sewer connections, level an out-of-level foundation, use a story pole and batterboards, work on steep sites, and minimize excavation costs. **240 pages, 5½ x 8½, $22.00**

Online Preview

TO BUY THIS COMPLETE REFERENCE GUIDE, GO TO https://Craftsman-Book.com

TO BUY THIS COMPLETE REFERENCE GUIDE, GO TO https://Craftsman-Book.com

Builder's Guide to Accounting Revised



Step-by-step, easy-to-follow guidelines for setting up and maintaining records for your building business. This practical guide to all accounting methods shows how to meet state and federal accounting requirements, explains the new depreciation rules, and describes how the Tax Reform Act can affect the way you keep records. Full of charts, diagrams, simple directions and examples to help you keep track of where your money is going. Recommended reading for many state contractor's exams. Each chapter ends with a set of test questions, and a CD-ROM included FREE has all the questions in interactive self-test software. Use the Study Mode to make studying for the exam much easier, and Exam Mode to practice your skills. **360 pages, 8½ x 11, $71.50**
***eBook (PDF) also available;* $35.75 at https://craftsman-book.com**

Pipe & Excavation Contracting Revised



This popular manual has been updated and improved to bring it more current with modern earthmoving and trenching equipment, refined excavation techniques, stricter safety rules, and improved materials. Shows how to read plans and compute quantities for both trench and surface excavation, figure crew and equipment productivity rates, estimate unit costs, bid the work, and get the bonds you need. Learn how to choose the right equipment for each job, use GPS, how to lay all types of water and sewer pipe, work on steep slopes or in high groundwater, efficiently remove asphalt and rock, and the various pipe, joints and fittings now available. Explains how to switch your business to excavation work when you don't have pipe contracts, and how to avoid the pitfalls that can wipe out your profits on any job.
328 pages, 8½ x 11, $70.00
***eBook (PDF) also available;* $35.00 at https://craftsman-book.com**

Moving to Commercial Construction

In commercial work, a single job can keep you and your crews busy for a year or more. The profit percentages are higher, but so is the risk involved. This book takes you step-by-step through the process of setting up a successful commercial business: finding work, estimating and bidding, value engineering, getting through the submittal and shop drawing process, keeping a stable work force, controlling costs, and promoting your business. Explains the design/build and partnering business concepts and their advantage over the competitive bid process. Includes sample letters, contracts, checklists and forms that you can use in your business, plus a CD-ROM with blank copies in several word-processing formats for both Mac™ and PC computers. **256 pages, 8½ x 11, $42.00**
***eBook (PDF) also available;* $21.00, at https://craftsman-book.com**

Basic Engineering for Builders



This book is for you if you've ever been stumped by an engineering problem on the job, yet wanted to avoid the expense of hiring a qualified engineer. Here you'll find engineering principles explained in non-technical language and practical methods for applying them on the job. With the help of this book you'll be able to understand engineering functions in the plans and how to meet the requirements, how to get permits issued without the help of an engineer, and anticipate requirements for concrete, steel, wood and masonry. See why you sometimes have to hire an engineer and what you can undertake yourself: surveying, concrete, lumber loads and stresses, steel, masonry, plumbing, and HVAC systems. This book is designed to help you, the builder, save money by understanding engineering principles that you can incorporate into the jobs you bid. **400 pages, 8½ x 11, $39.50**
***eBook (PDF) also available;* $19.75 at https://craftsman-book.com**

Steel-Frame House Construction eBook



Framing with steel has obvious advantages over wood, yet building with steel requires new skills that can present challenges to the wood builder. This book explains the secrets of steel framing techniques for building homes, whether pre-engineered or built stick by stick. It shows you the techniques, the tools, the materials, and how you can make it happen. Includes hundreds of photos and illustrations.
***Available only as an eBook (PDF) and software download;* $19.88 at https://craftsman-book.com**

National Renovation & Insurance Repair Estimator



Current prices in dollars and cents for hard-to-find items needed on most insurance, repair, remodeling, and renovation jobs. All price items include labor, material, and equipment breakouts, plus special charts that tell you exactly how these costs are calculated.
488 pages, 8½ x 11, $119.50. Revised annually
***eBook (PDF) also available;* $59.75 at https://craftsman-book.com**

Blueprint Reading for the Building Trades eBook

How to read and understand construction documents, blueprints, and schedules. Includes layouts of structural, mechanical, HVAC and electrical drawings. Shows how to interpret sectional views, follow diagrams and schematics, and covers common problems with construction specifications.
***Available only as an eBook (PDF);* $8.38, at https://craftsman-book.com**

Home Building Mistakes & Fixes



This is an encyclopedia of practical fixes for real-world home building and repair problems. There's never an end to "surprises" when you're in the business of building and fixing homes, yet there's little published on how to deal with construction that went wrong - where out-of-square or non-standard or jerry-rigged turns what should be a simple job into a nightmare. This manual describes jaw-dropping building mistakes that actually occurred, from disastrous misunderstandings over property lines, through basement floors leveled with an out-of-level instrument, to a house collapse when a siding crew removed the old siding. You'll learn the pitfalls the painless way, and real-world working solutions for the problems every contractor finds in a home building or repair jobsite. Includes dozens of those "surprises" and the author's step-by-step, clearly illustrated tips, tricks and workarounds for dealing with them.
384 pages, 8½ x 11, $52.50
***eBook (PDF) also available*, $26.25 at https://craftsman-book.com**

Finish Carpenter's Manual



Everything you need to know to be a finish carpenter: assessing a job before you begin, and tricks of the trade from a master finish carpenter. Easy-to-follow instructions for installing doors and windows, ceiling treatments (including fancy beams, corbels, cornices and moldings), wall treatments (including wainscoting and sheet paneling), and the finishing touches of chair, picture, and plate rails. Specialized interior work includes cabinetry and built-ins, stair finish work, and closets. Also covers exterior trims and porches. Includes manhour tables for finish work, and hundreds of illustrations and photos.
208 pages, 8½ x 11, $52.50

Online Preview

TO BUY THIS COMPLETE REFERENCE GUIDE, GO TO https://Craftsman-Book.com

TO BUY THIS COMPLETE REFERENCE GUIDE, GO TO https://Craftsman-Book.com

Concrete Construction



Just when you think you know all there is about concrete, many new innovations create faster, more efficient ways to do the work. This comprehensive concrete manual has both the tried-and-tested methods and materials, and more recent innovations. It covers everything you need to know about concrete, along with Styrofoam forming systems, fiber reinforcing adjuncts, and some architectural innovations, like architectural foam elements, that can help you offer more in the jobs you bid on. Every chapter provides detailed, step-by-step instructions for each task, with hundreds of photographs and drawings that show exactly how the work is done. To keep your jobs organized, there are checklists for each stage of the concrete work, from planning, to finishing and protecting your pours. Whether you're doing residential or commercial work, this manual has the instructions, illustrations, charts, estimating data, rules of thumb and examples every contractor can apply on their concrete jobs. **288 pages, 8½ x 11, $28.75**

***eBook (PDF) also available;* $14.38 at https://craftsman-book.com**

Electrician's Exam Preparation Guide to the 2017 *NEC*

Need help in passing the apprentice, journeyman, or master electrician's exam? This is a book of questions and answers based on actual electrician's exams over the last few years. Almost a thousand multiple-choice questions exactly the type you'll find on the exam – cover every area of electrical installation: electrical drawings, services and systems, transformers, capacitors, distribution equipment, branch circuits, feeders, calculations, measuring and testing, and more. It gives you the correct answer, an explanation, and where to find it in the latest *NEC*. Also tells how to apply for the test, how best to study, and what to expect on examination day. Includes a certificate for a FREE download of an Interactive Study Center, with all the questions in the book in test-yourself software that makes studying for the exam almost fun! Based on the 2017 *NEC*. **352 pages, 8½ x 11, $67.99**

***Also available as an eBook (PDF),* $33.99 at https://craftsman-book.com**

Excavation & Grading Handbook Revised



The foreman's, superintendent's and operator's guide to highway, subdivision and pipeline jobs: how to read plans and survey stake markings, set grade, excavate, compact, pave and lay pipe on nearly any job. Includes hundreds of informative, on-the-job photos and diagrams that even experienced pros will find invaluable. This new edition has been completely revised to be current with state-of-the-art equipment usage and the most efficient excavating and grading techniques. You'll learn how to read topo maps, use a laser level, set crows feet, cut drainage channels, lay or remove asphaltic concrete, and use GPS and sonar for absolute precision. Includes a book code on the inside back cover to download an interactive study center to help anyone brush up their skills or study for the license exam. You will need a computer with Microsoft Windows.

512 pages, 8½ x 11, $75.00

***eBook (PDF) also available;* $37.50 at https://craftsman-book.com**

Contractor's Guide to QuickBooks by Online Accounting eBook

This book is designed to help a contractor, bookkeeper and their accountant set up and use QuickBooks Desktop specifically for the construction industry. No use re-inventing the wheel, we have used this system with contractors for over 30 years. It works and is now the national standard. By following the steps we outlined in the book you, too, can set up a good system for job costing as well as financial reporting.

***Available only as an eBook (PDF);* $29.99, at https://craftsman-book.com**

Estimating Excavation Revised eBook



How to calculate the amount of dirt you'll have to move and the cost of owning and operating the machines you'll do it with. Detailed, step-by-step instructions on how to assign bid prices to each part of the job, including labor and equipment costs. Also, the best ways to set up an organized and logical estimating system, take off from contour maps, estimate quantities in irregular areas, and figure your overhead. This revised edition includes a chapter on earthwork estimating software. As with any tool, you have to pick the right one. Written by an experienced dirt contractor and instructor of computer estimating software, this chapter covers the program types, explains how they work, gives the basics of how to use them, and discusses what will work best for the type of work you handle. This e-Book is the download version of the book in text searchable, PDF format. Craftsman eBooks are for use in the freely distributed Adobe Reader and are compatible with Reader 6.0 or above.

***Available only as an eBook (PDF);* $21.75, at https://craftsman-book.com**

Building Code Compliance for Contractors & Inspectors



An answer book for both contractors and building inspectors, this manual explains what it takes to pass inspections under the 2009 International Residential Code. It includes a checklist for every trade, covering some of the most common reasons why inspectors reject residential work: footings, foundations, slabs, framing, sheathing, plumbing, electrical, HVAC, energy conservation and final inspection. The requirement for each item is explained, and the code section cited. Knowing in advance what the inspector wants to see gives you an (almost unfair) advantage. To pass inspection, do your own pre-inspection before the inspector arrives. If you're considering a career in code enforcement, this can be your guidebook. **232 pages, 8½ x 11, $32.50**

***eBook (PDF) also available;* $16.25 at https://craftsman-book.com**

Plumber's Handbook Revised, 6th Edition



This new edition explains simply and clearly, in non-technical, everyday language, how to install all components of a plumbing system to comply not only with recent changes in the International Plumbing Code and the Uniform Plumbing Code, but with the requirements of the Americans with Disabilities Act. Originally written for working plumbers to assure safe, reliable, code-compliant plumbing installations that pass inspection the first time, Plumber's Handbook, because of its readability, accuracy and clear, simple diagrams, has become the textbook of choice for numerous schools preparing plumbing students for the plumber's exams. Now, with a set of questions for each chapter, full explanations for the answers, and with a 200-question sample exam in the back, this handbook is one of the best tools available for preparing for almost any plumbing journeyman, master or state-required plumbing contracting exam.

384 pages, 8½ x 11, $77.00

***eBook (PDF) also available;* $38.50 at https://craftsman-book.com**

Commercial Metal Stud Framing

Master the transition from wood to metal stud framing with this comprehensive guide. Written by industry expert Ray Clark, this book offers step-by-step instructions, essential tools, and proven techniques to excel in commercial metal stud framing. Ideal for experienced wood framers, it includes hundreds of job site photos and valuable tips to help you work quickly, accurately, and safely on commercial projects. **208 pages, 8½ x 11, $65.50**

***eBook (PDF) also available;* $32.75, at https://craftsman-book.com**

Online Preview

TO BUY THIS COMPLETE REFERENCE GUIDE, GO TO https://Craftsman-Book.com

TO BUY THIS COMPLETE REFERENCE GUIDE, GO TO https://Craftsman-Book.com

Paint Contractor's Manual



How to start and run a profitable paint contracting company: getting set up and organized to handle volume work, avoiding mistakes, getting maximum production from your crews and the most value from your advertising dollar. Shows how to estimate all prep and painting. Loaded with manhour estimates, sample forms, contracts, charts, tables and examples you can use.

224 pages, 8½ x 11, $46.50

***eBook (PDF) also available;* $23.25 at https://craftsman-book.com**

Roofing Construction & Estimating, Revised



Detailed, step-by-step instructions, with photographs and diagrams, for installing, repairing and estimating nearly every type of roof covering available today for residential and commercial structures: asphalt shingles, roll roofing, wood shingles and shakes, clay tile, slate, metal, built-up, elastomeric, TPO and more. Provides guidance on sheathing, synthetic and felt underlayment, as well as tips and tricks from an experienced pro for dealing with those difficult points on a roof that are prone to leaks, such as valleys and roof penetrations. For each roofing type, instructions are provided for estimating material quantities and labor costs, with formulas, easy-to-follow examples and sample estimates for you to test your skill. Use these methods to create reliable estimates that will help insure a profit on every job you take. **448 pages, 8½ x 11, $72.50**

***eBook (PDF) also available,* $36.25 at https://craftsman-book.com**

Build Smarter with Alternative Materials



New building products are coming out almost every week. Some of them may become new standards, as sheetrock replaced lath and plaster some years ago. Others are little more than a gimmick. To write this manual, the author researched hundreds of products that have come on the market in recent years. The ones he describes in this book will do the job better, creating a superior, longer-lasting finished product, and in many cases also save you time and money. Some are made with recycled products — a good selling point with many customers. But most of all, they give you choices, so you can give your customers choices. In this book, you'll find materials for almost all areas of constructing a house, from the ground up. For each product described, you'll learn where you can get it, where to use it, what benefits it provides, any disadvantages, and how to install it — including tips from the author. And to help you price your jobs, each description ends with manhours – for both the first time you install it, and after you've done it a few times.

336 pages, 8½ x 11, $34.75

Renovating & Restyling Older Homes



Any builder can turn a run-down old house into a showcase of perfection — if the customer has unlimited funds to spend. Unfortunately, most customers are on a tight budget. They usually want more improvements than they can afford — and they expect you to deliver. This book shows how to add economical improvements that can increase the property value by two, five or even ten times the cost of the remodel. Sound impossible? Here you'll find the secrets of a builder who has been putting these techniques to work on Victorian and Craftsman-style houses for twenty years. You'll see what to repair, what to replace and what to leave, so you can remodel or restyle older homes for the least amount of money and the greatest increase in value.

416 pages, 8½ x 11, $33.50

How to Succeed With Your Own Construction Business



Everything you need to start your own construction business: setting up the paperwork, finding the jobs, advertising, using contracts, dealing with lenders, estimating, scheduling, finding and keeping good employees, keeping the books, and coping with success. If you're considering starting your own construction business, all the knowledge, tips, and blank forms you need are here. **336 pages, 8½ x 11, $28.50**

***eBook (PDF) also available,* $14.25 at https://craftsman-book.com**

Home Inspection Handbook



Every area you need to check in a home inspection – especially in older homes. Twenty complete inspection checklists: building site, foundation and basement, structural, bathrooms, chimneys and flues, ceilings, interior & exterior finishes, electrical, plumbing, HVAC, insects, vermin and decay, and more. Also includes information on starting and running your own home inspection business.

324 pages, 5½ x 8½, $39.95

***eBook (PDF) also available,* $19.98 at https://craftsman-book.com**

Profits in Buying & Renovating Homes



Step-by-step instructions for selecting, repairing, improving, and selling highly profitable "fixer-uppers." Shows which price ranges offer the highest profit-to-investment ratios, which neighborhoods offer the best return, practical directions for repairs, and tips on dealing with buyers, sellers, and real estate agents. Shows you how to determine your profit before you buy, what "bargains" to avoid, and how to make simple, profitable, inexpensive upgrades.

304 pages, 8½ x 11, $24.75

Wood-Frame House Construction



Step-by-step construction details, from the layout of the outer walls, excavation and formwork, to finish carpentry and painting. Packed with clear illustrations and explanations updated for modern construction methods. Everything you need to know about framing, roofing, siding, interior finishings, floor covering and stairs — your complete book of wood-frame homebuilding.

320 pages, 8½ x 11, $25.50. Revised edition

Handbook of Construction Contracting, Vol. 1

Volume 1: Everything you need to know to start and run your construction business; the pros and cons of each type of contracting, the records you'll need to keep, and how to read and understand house plans and specs so you find any problems before the actual work begins. All aspects of construction are covered in detail, including all-weather wood foundations, practical math for the job site, and elementary surveying. **416 pages, 8½ x 11, $32.75**

Handbook of Construction Contracting, Vol. 2

Volume 2: Everything you need to know to keep your construction business profitable; different methods of estimating, keeping and controlling costs, estimating excavation, concrete, masonry, rough carpentry, roof covering, insulation, doors and windows, exterior finishes, specialty finishes, scheduling work flow, managing workers, advertising and sales, spec building and land development, and selecting the best legal structure for your business.

320 pages, 8½ x 11, $33.75

Online Preview

TO BUY THIS COMPLETE REFERENCE GUIDE, GO TO https://Craftsman-Book.com

TO BUY THIS COMPLETE REFERENCE GUIDE, GO TO https://Craftsman-Book.com

Writing contracts that comply with law in your state isn't easy. A contract that doesn't comply could leave you with no way to collect.
Construction Contract Writer has you covered. Download a trial today:
https://www.constructioncontractwriter.com

Craftsman Book Company
6058 Corte del Cedro
Carlsbad, CA 92011

☎ **Call me.**
1-800-829-8123
Fax (760) 438-0398

In A Hurry?

We accept phone orders charged to your
❍ Visa, ❍ MasterCard, ❍ Discover or ❍ American Express

Card#_____

Exp. date_____ CVV#_____ Initials _____

Tax Deductible: Treasury regulations make these references tax deductible when used in your work. Save the canceled check or charge card statement as your receipt.

Name _____

e-mail address (for order tracking and special offers) _____

Company _____

Address _____

City/State/Zip _____ ❍ This is a residence

Total enclosed _____ (In California add 7.5% tax)

Free Media Mail shipping, within the US, when your check covers your order in full.

Order online https://craftsman-book.com

Now you can generate professional estimates from your internet browser with National Estimator Cloud.
https://craftsman-book.com/national-estimator-cloud

- ❍ 39.50 Basic Engineering for Builders
- ❍ 34.75 Build Smarter with Alternative Materials
- ❍ 71.50 Builder's Guide to Accounting Revised
- ❍ 32.50 Building Code Compliance for Contractors & Inspectors
- ❍ 22.00 Building Layout
- ❍ 65.50 Commercial Metal Stud Framing
- ❍ 28.75 Concrete Construction
- ❍ 48.50 Construction Forms for Contractors
- ❍ 49.50 Contractor's Plain-English Legal Guide
- ❍ 38.00 Contractor's Survival Manual Revised
- ❍ 65.00 Craftsman's Construction Installation Encyclopedia
- ❍ 67.99 Electrician's Exam Prep Guide to the 2017 *NEC*
- ❍ 38.00 Estimating Home Building Costs, Revised
- ❍ 75.00 Excavation & Grading Handbook Revised
- ❍ 98.75 Fences and Retaining Walls Revisedl
- ❍ 52.50 Finish Carpenter's Manual
- ❍ 39.00 Getting Financing & Developing Land
- ❍ 32.75 Handbook of Construction Contracting Volume 1
- ❍ 33.75 Handbook of Construction Contracting Volume 2
- ❍ 52.50 Home Building Mistakes & Fixes
- ❍ 39.95 Home Inspection Handbook
- ❍ 28.50 How to Succeed With Your Own Construction Business
- ❍ 69.00 Insurance Restoration Contracting: Startup to Success
- ❍ 59.50 Markup & Profit: A Contractor's Guide, Revisited
- ❍ 42.00 Moving to Commercial Construction
- ❍ 117.50 National Construction Estimator
- ❍ 118.75 National Home Improvement Estimator
- ❍ 119.50 National Renovation & Insurance Repair Estimator
- ❍ 118.50 National Repair & Remodeling Estimator
- ❍ 46.50 Paint Contractor's Manual
- ❍ 55.50 Paper Contracting: The How-To of Construction Management Contracting
- ❍ 70.00 Pipe & Excavation Contracting Revised
- ❍ 77.00 Plumber's Handbook Revised, 6th Edition
- ❍ 24.75 Profits in Buying & Renovating Homes
- ❍ 33.50 Renovating & Restyling Older Homes
- ❍ 72.50 Roofing Construction & Estimating, Revised
- ❍ 25.50 Wood Frame House Construction
- ❍ 98.00 National Building Cost Manual

10-Day Money Back Guarantee

Prices subject to change without notice

Online Preview

TO BUY THIS COMPLETE REFERENCE GUIDE, GO TO https://Craftsman-Book.com